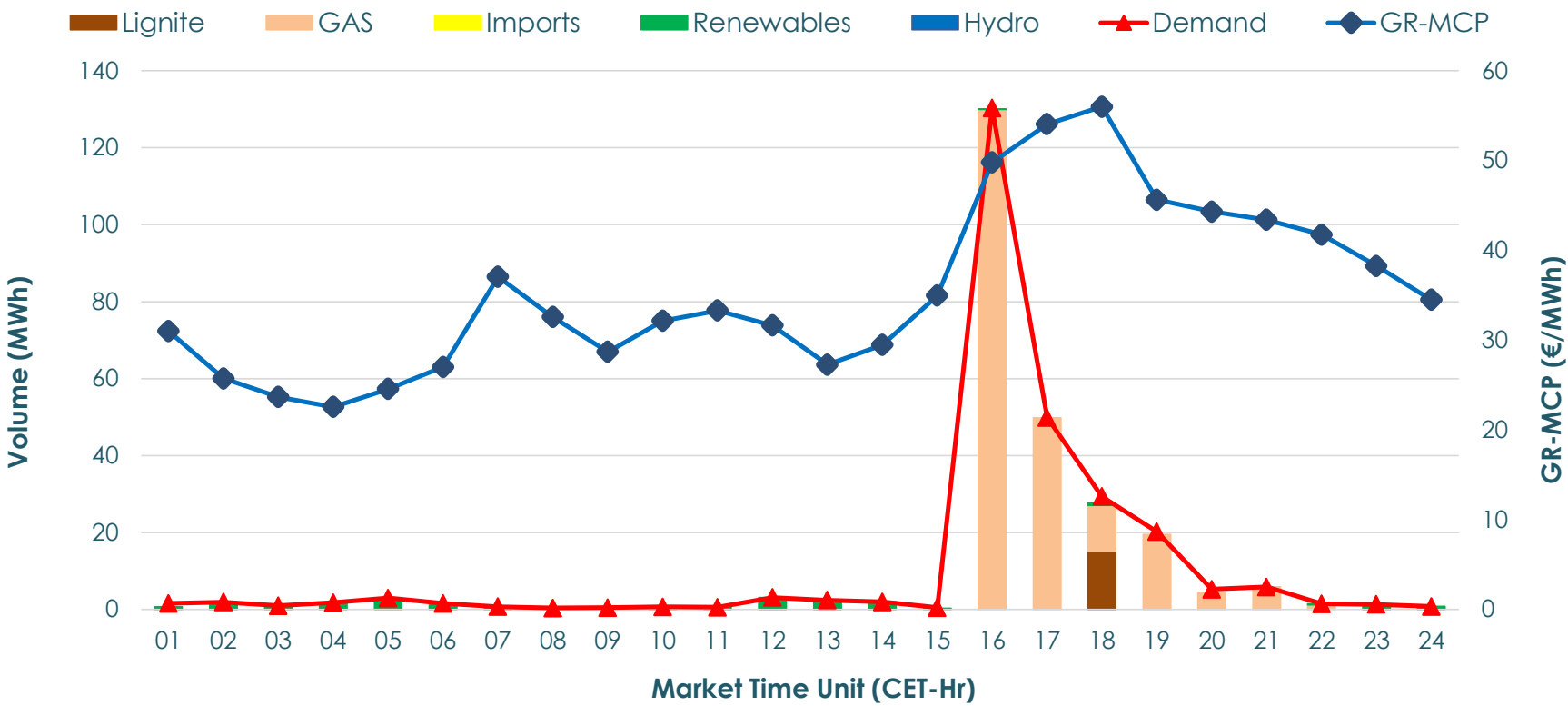


08.11.2020 Local Intraday '1' Market



GR Bidding Zone Weekly Figures

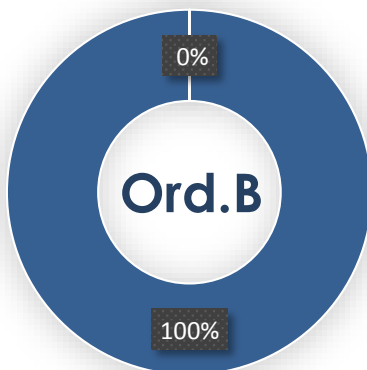
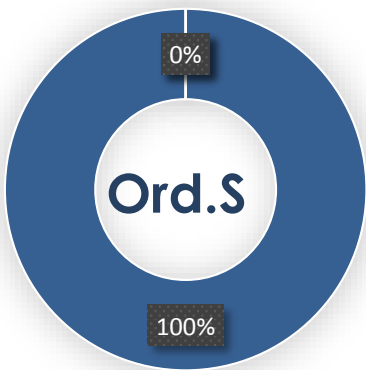
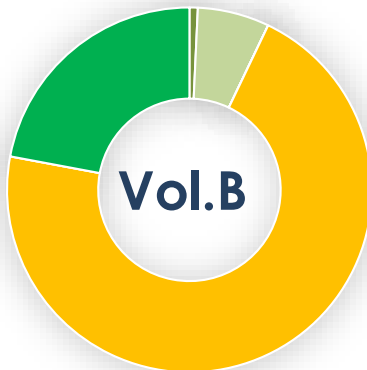
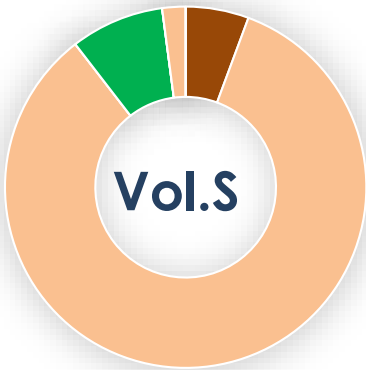
Delivery Day	02.11	03.11	04.11	05.11	06.11	07.11	08.11
	↓-11%	↑58%	↓-34%	↓-8%	↓-8%	↓-34%	↑29%
Avg.MCP (€/MWh)	47.74	75.39	49.55	45.40	41.71	27.49	35.39
Max.MCP (€/MWh)	89.98	117.70	85.70	60.67	49.00	51.45	56.00
Min.MCP (€/MWh)	28.00	40.89	36.25	32.48	27.63	10.10	22.56
	↑207%	↓24%	↓-5%	↓-80%	↑480%	↓-42%	↓-79%
Tot.Vol(GWh)	3.18	3.95	3.74	0.77	4.45	2.59	0.53

Trades by Order Type

Delivery Day	02.11	03.11	04.11	05.11	06.11	07.11	08.11
Order P.T	Sell & Buy Trades in (GWh) per Price Type						
PPT (S)							
HBD (S)	1.592	1.973	1.870	0.383	2.223	1.294	0.265
BLK (S)							
PPT (B)							
HBD (B)	1.592	1.973	1.870	0.383	2.223	1.294	0.265
BLK (B)							
Order P.T	Sell & Buy Orders Traded per Price Type						
PPT (S)							
HBD (S)	134	179	107	132	192	117	78
BLK (S)							
PPT (B)							
HBD (B)	165	204	123	147	150	269	94
BLK (B)							

Trade's Volume Mix

	Sell - MWh	Buy - MWh
Lignite	6% - 15.000	0.000 - 0%
Gas	84% - 222.648	188.000 - 71%
Hydro	0% - 0.000	0.000 - 0%
Imports	0% - 0.000	
Renewables	8% - 22.219	58.546 - 22%
HV Load	0% - 0.000	0.000 - 0%
MV Load	0% - 0.000	1.958 - 1%
LV Load	2% - 5.538	16.901 - 6%
Pumping	0% - 0.000	0.000 - 0%
Exports		0.000 - 0%
Sys.Losses	0% - 0.000	0.000 - 0%



MCP Market Clearing Price (€/MWh)

PPT Priority Price-Taking

HBD Hybrid

BLK Block