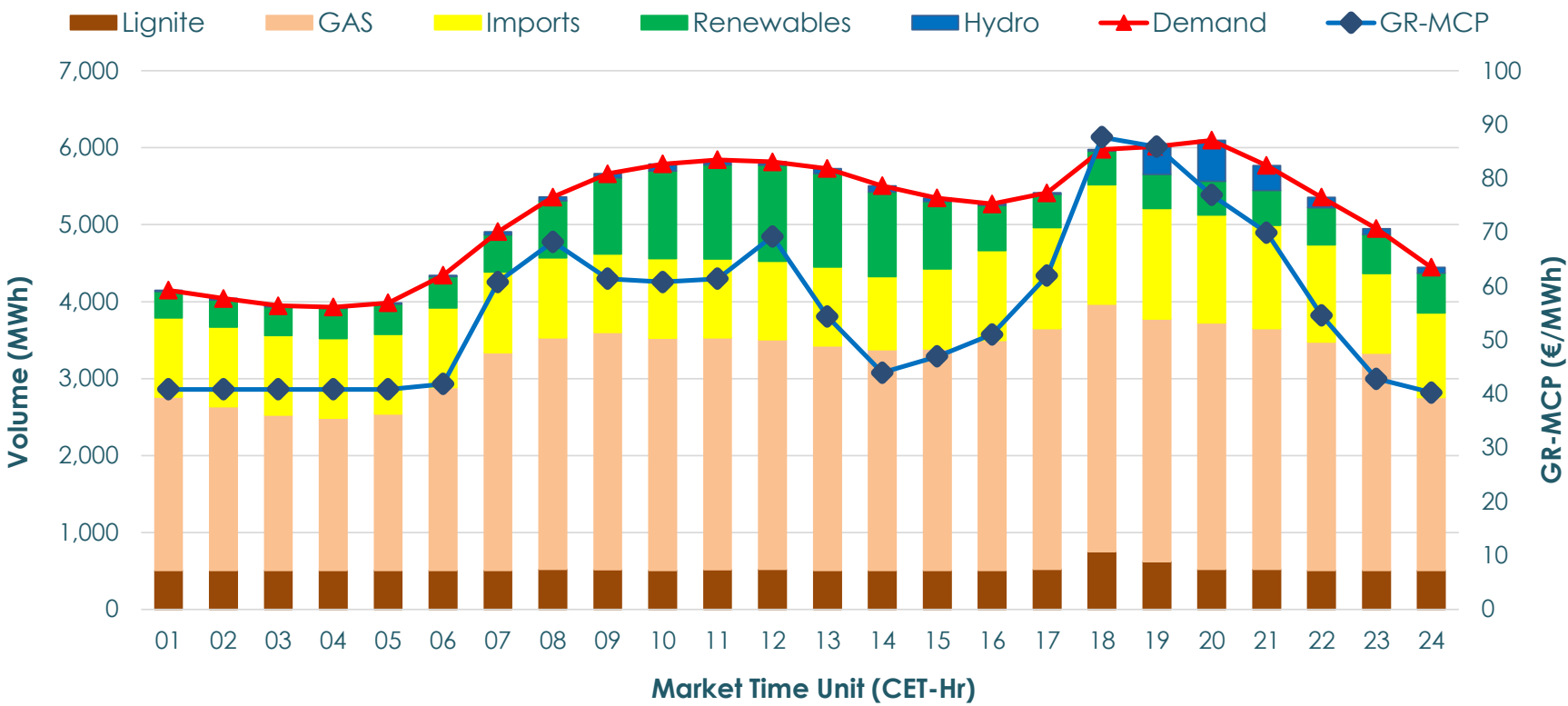


03.11.2020 Day-Ahead Market



GR Bidding Zone Weekly Figures

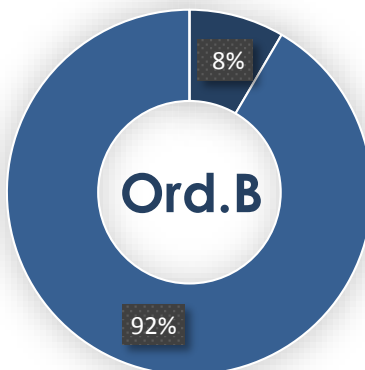
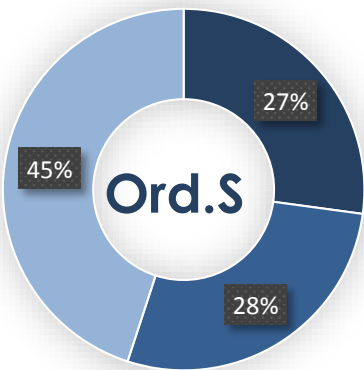
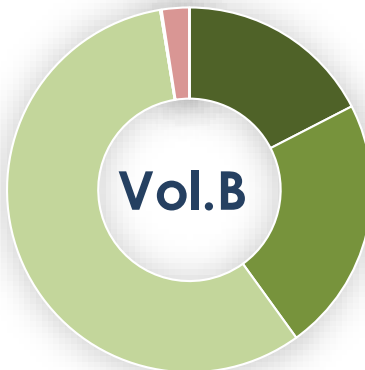
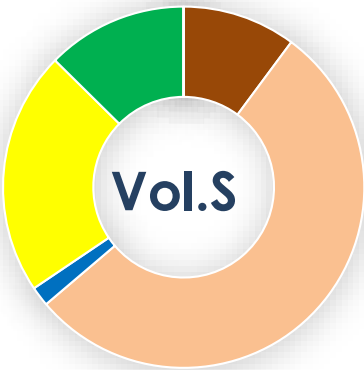
Delivery Day	28.10	29.10	30.10	31.10	01.11	02.11	03.11
						⬆️14%	⬆️-8%
Avg.MCP (€/MWh)	N/M	N/M	N/M	N/M	53.56	60.99	56.01
Max.MCP (€/MWh)	N/M	N/M	N/M	N/M	92.02	90.10	87.70
Min.MCP (€/MWh)	N/M	N/M	N/M	N/M	27.01	43.01	40.25
						⬆️5%	⬆️2%
Tot.Vol(GWh)	N/M	N/M	N/M	N/M	230.67	241.79	247.31

Trades by Order Type

Delivery Day	28.10	29.10	30.10	31.10	01.11	02.11	03.11
Order P.T	Sell & Buy Trades in (GWh) per Price Type						
PPT	(S)				48.216	35.692	33.574
HBD	(S)				36.015	31.992	34.467
BLK	(S)				31.107	53.213	55.615
PPT	(B)				10.926	10.352	10.424
HBD	(B)				104.412	110.545	113.232
BLK	(B)						
	Sell & Buy Orders Traded per Price Type						
PPT	(S)				700	626	618
HBD	(S)				1030	1000	1065
BLK	(S)				185	354	325
PPT	(B)				48	48	48
HBD	(B)				1627	1633	1589
BLK	(B)						

Trade's Volume Mix

	Sell - MWh	Buy - MWh
Lignite	10% - 12,565.753	0.000 - 0%
Gas	54% - 66,300.533	0.000 - 0%
Hydro	2% - 2,187.000	0.000 - 0%
Imports	22% - 27,010.773	
Renewables	13% - 15,591.128	0.000 - 0%
HV Load	0% - 0.000	21,562.620 - 17%
MV Load	0% - 0.000	27,952.745 - 23%
LV Load	0% - 0.000	70,957.322 - 57%
Pumping	0% - 0.000	0.000 - 0%
Exports		175.000 - 0%
Sys.Losses	0% - 0.000	3,007.500 - 2%



MCP Market Clearing Price (€/MWh)

PPT Priority Price-Taking

HBD Hybrid

BLK Block