Day-Ahead Market Outlook

03.01.2026 Day-Ahead Market - Sell

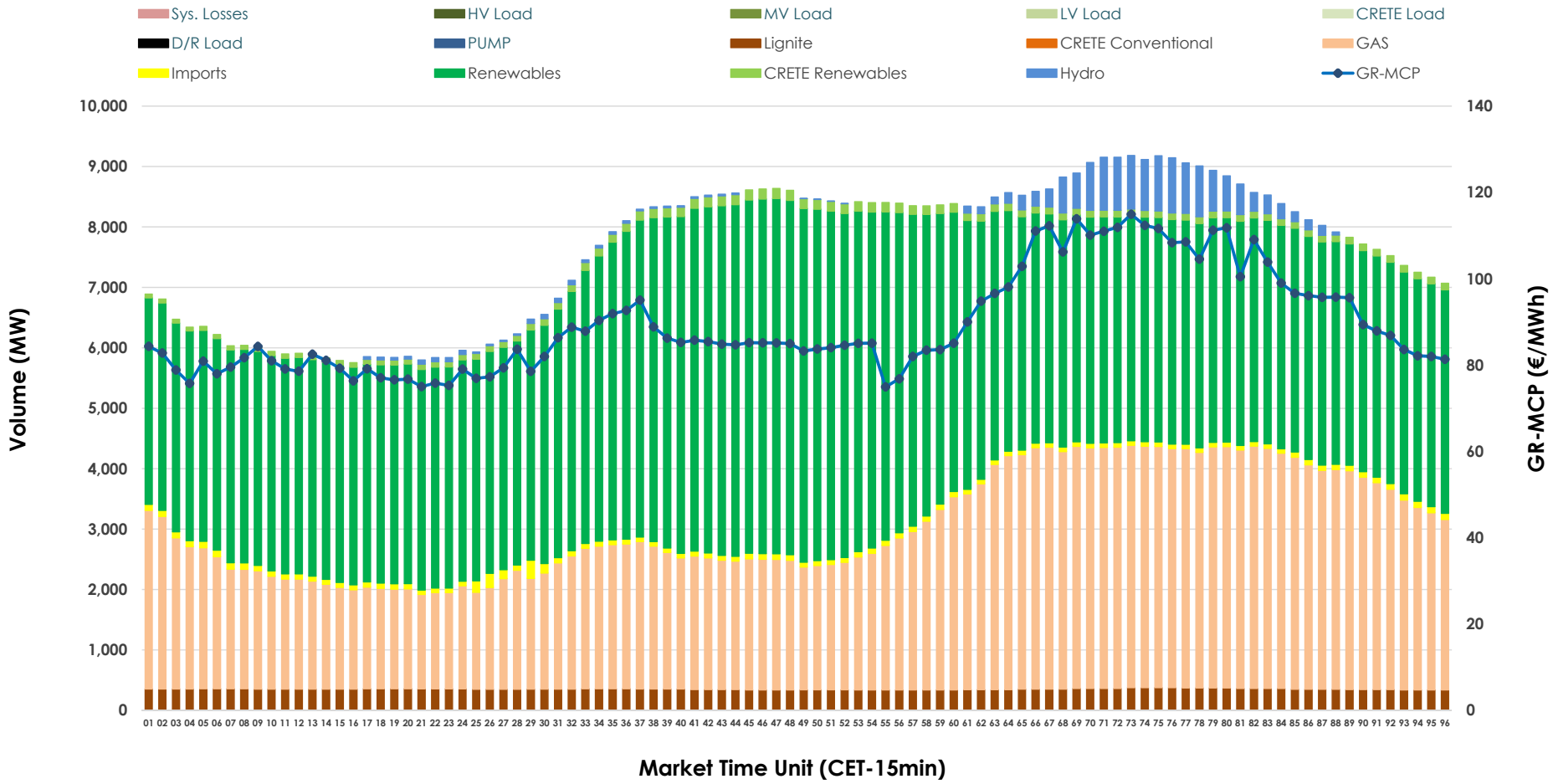

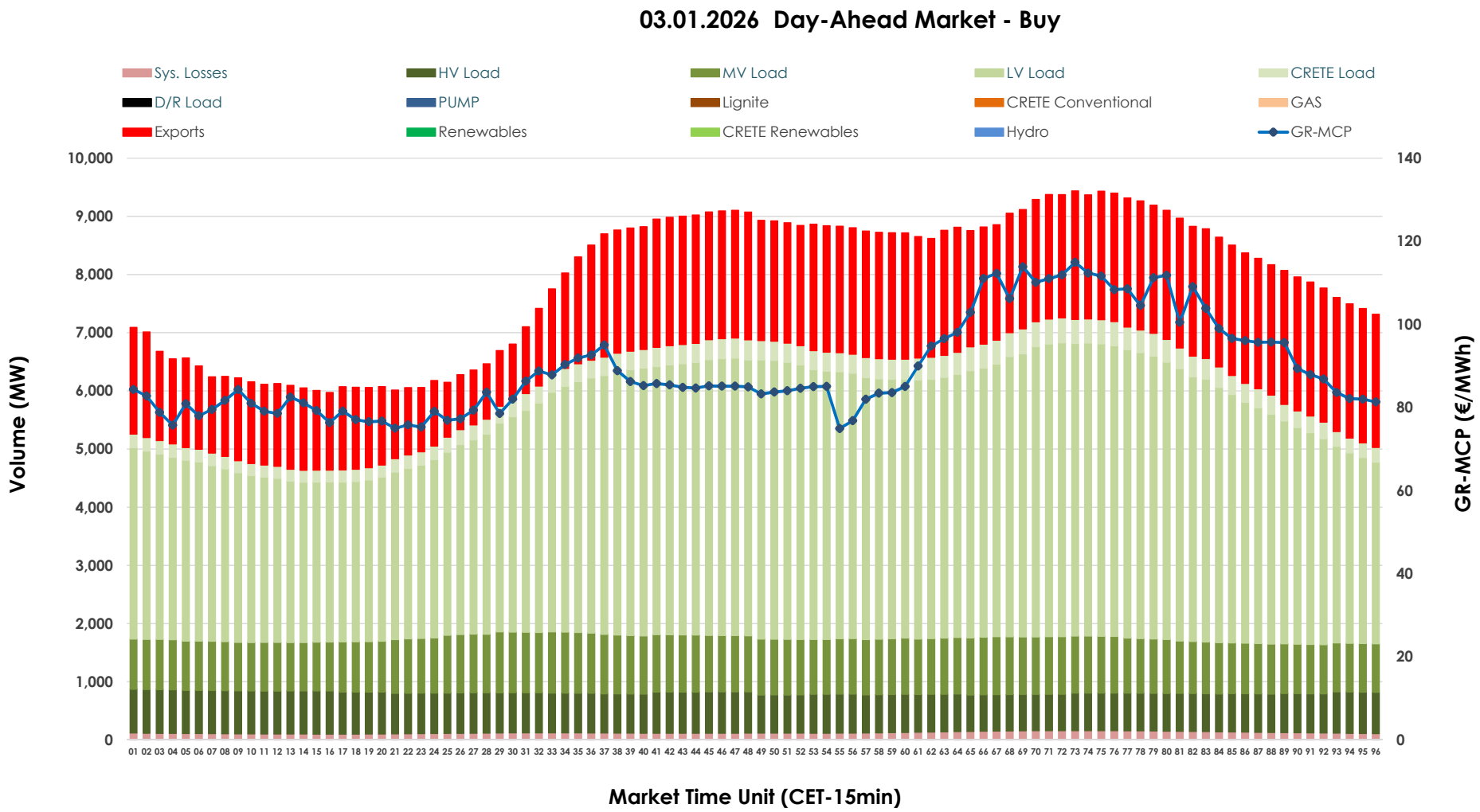
03.01.2026 Day-Ahead Market - Buy
Sys. Losses
HV Load
MV Load
LV Load
CRETE Load
D/R Load
PUMP
Lignite
CRETE Conventional
GAS
Exports
Renewables
CRETE Renewables
Hydro
GR-MCP
Volume (MW)
GR-MCP (€/MWh)
Market Time Unit (CET-15min)

GR Bidding Zone Weekly Figures

Delivery Day	28.12	29.12	30.12	31.12	01.01	02.01	03.01
	-13%	22%	-7%	5%	-21%	19%	-6%
Avg.MCP (€/MWh)	84.46	102.75	95.23	100.45	79.44	94.59	89.27
Max.MCP (€/MWh)	122.61	160.91	147.44	182.30	140.47	125.85	114.95
Min.MCP (€/MWh)	0.20	58.40	0.20	74.41	10.23	26.67	74.94
	2%	0%	1%	2%	-3%	4%	6%
Tot.Vol(GWh)	349.06	349.51	352.11	359.47	348.40	362.87	383.02

Trade's Volume Mix

		Sell - MWh	Buy - MWh	
Lignite	(4.6%)	8,415	0	(0.0%)
Crete Conv.	(0.0%)	0	0	(0.0%)
Gas	(35.6%)	65,317	0	(0.0%)
Hydro	(2.0%)	3,671	0	(0.0%)
Imports	(1.2%)	2,180		
RES	(55.1%)	101,026	0	(0.0%)
Crete RES	(1.5%)	2,735	0	(0.0%)
HV Load	(0.0%)	0	16,421	(8.6%)
MV Load	(0.0%)	0	22,403	(11.8%)
LV Load	(0.0%)	0	96,287	(50.6%)
Crete Load	(0.0%)	0	7,419	(3.9%)
Pumping	(0.0%)	0	0	(0.0%)
Exports			44,807	(23.5%)
Sys.Losses	(0.0%)	0	2,972	(1.6%)
D/R Load	(0.0%)	0	0	(0.0%)

Trades by Order Type

Delivery Day		28.12	29.12	30.12	31.12	01.01	02.01	03.01	
Ord Price Type		Sell & Buy Trades in (GWh) per Price Type							(%)
PPT	(S)	53.357	47.322	54.153	53.153	50.133	53.556	67.086	35.03%
HBD	(S)	72.782	66.797	69.659	74.228	66.925	69.516	77.856	40.65%
BLK	(S)	42.639	53.786	47.936	44.790	39.393	44.873	46.419	24.24%
CPL	(S)	5.751	6.850	4.309	7.563	17.750	13.493	0.150	0.08%
PPT	(B)	14.794	15.215	15.576	15.549	15.514	15.498	16.042	8.38%
HBD	(B)	138.534	143.751	147.958	150.532	146.526	152.286	143.346	74.85%
BLK	(B)	0.000	0.000	0.000	0.000	0.000	0.000	0.000	0.00%
CPL	(B)	21.201	15.790	12.522	13.654	12.161	13.653	32.122	16.77%
		Sell & Buy Orders Traded per Price Type							(%)
PPT	(S)	1471	1447	1477	1426	1345	1382	1356	32.93%
HBD	(S)	2807	2909	2857	2813	2590	2834	2742	66.59%
BLK	(S)	19	22	16	17	13	18	20	0.49%
PPT	(B)	2386	2354	2347	2361	2457	2370	2344	36.07%
HBD	(B)	4184	4138	4186	4103	4489	4132	4155	63.93%
BLK	(B)	0	0	0	0	0	0	0	0.00%

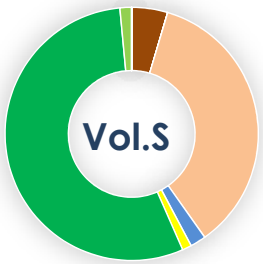

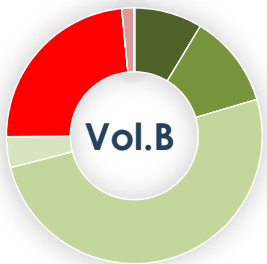

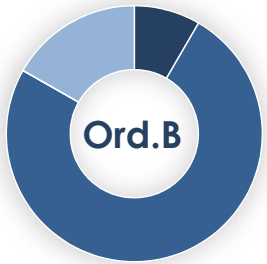

MCP	Market Clearing Price (€/MWh)
PPT	Priority Price-Taking
HBD	Hybrid
BLK	Block
CPL	Market Coupling Flow