# IDA '3' Market Outlook

## 21.12.2025 IDA '3' Market - Sell

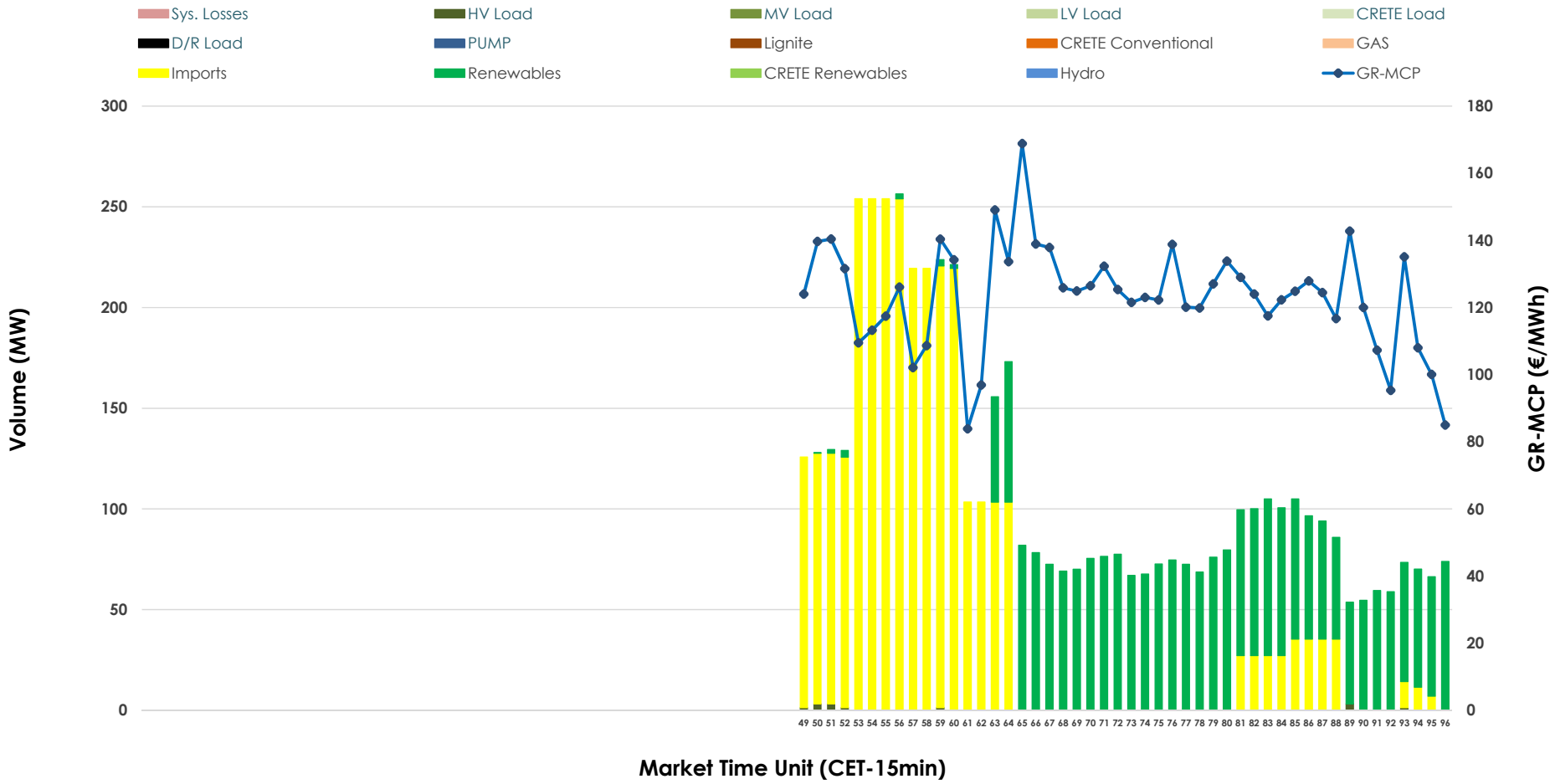

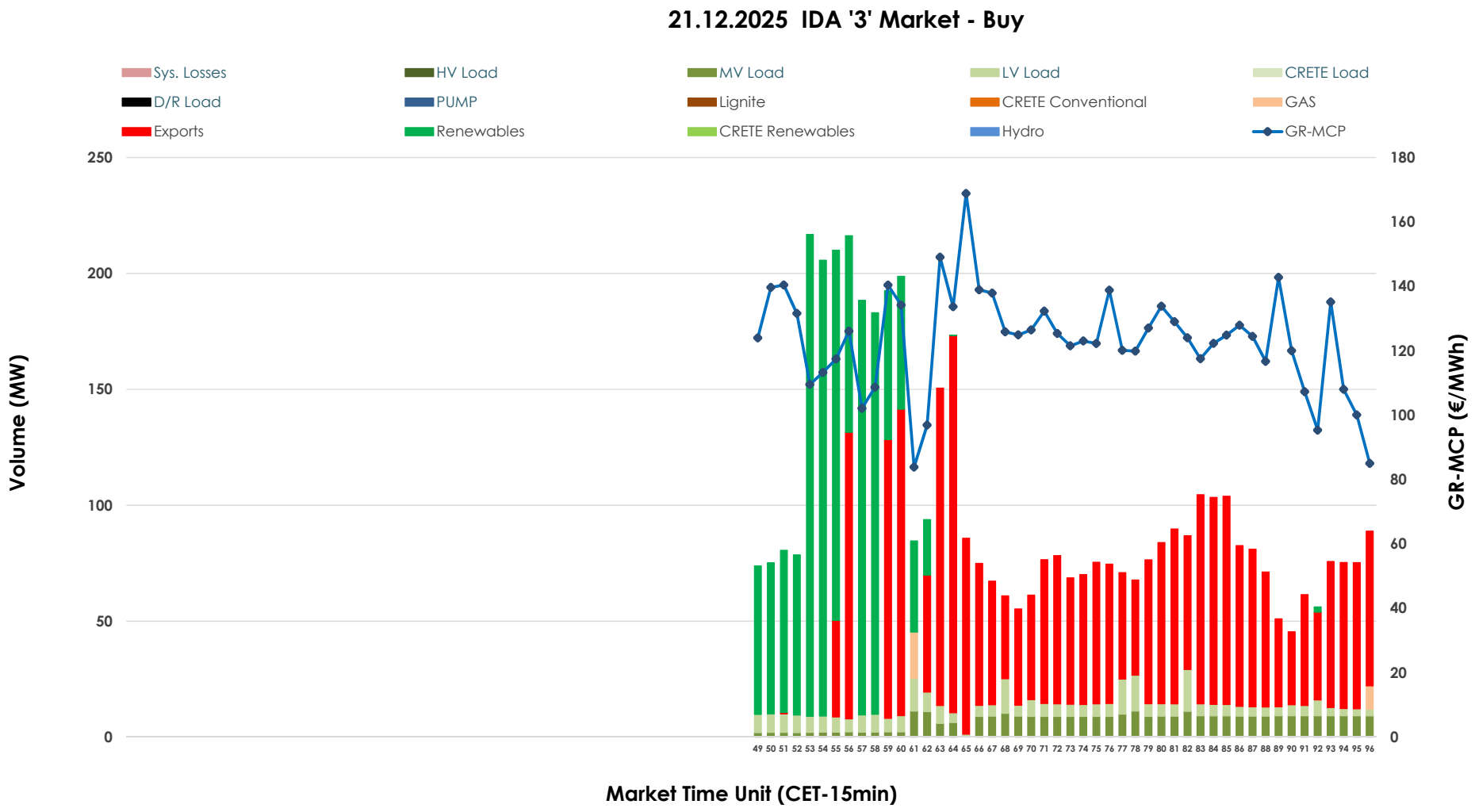
21.12.2025 IDA '3' Market - Buy
Sys. Losses
HV Load
MV Load
LV Load
CRETE Load
D/R Load
PUMP
Lignite
CRETE Conventional
GAS
Exports
Renewables
CRETE Renewables
Hydro
GR-MCP
Volume (MW)
GR-MCP (€/MWh)
Market Time Unit (CET-15min)

## GR Bidding Zone Weekly Figures

| Delivery Day | 15.12 | 16.12 | 17.12 | 18.12 | 19.12 | 20.12 | 21.12 |
|---|---|---|---|---|---|---|---|
| | 38% | 8% | -16% | 51% | -35% | -12% | 3% |
| Avg.MCP (€/MWh) | 153.22 | 165.56 | 138.60 | 209.50 | 136.53 | 120.03 | 123.29 |
| Max.MCP (€/MWh) | 249.84 | 280.15 | 206.35 | 341.53 | 291.46 | 146.12 | 168.82 |
| Min.MCP (€/MWh) | 52.50 | 83.40 | 80.85 | 94.35 | 46.02 | 91.29 | 83.86 |
| | -40% | -17% | 230% | -33% | 14% | 48% | -13% |
| Tot.Vol(GWh) | 1.01 | 0.84 | 2.78 | 1.87 | 2.14 | 3.16 | 2.75 |

## Trade's Volume Mix

| | | Sell - MWh | Buy - MWh | |
|---|---|---|---|---|
| Lignite | (0.0%) | 0 | 0 | (0.0%) |
| Crete Conv. | (0.0%) | 0 | 0 | (0.0%) |
| Gas | (0.0%) | 0 | 8 | (0.6%) |
| Hydro | (0.0%) | 0 | 0 | (0.0%) |
| Imports | (56.9%) | 772 | | |
| RES | (42.8%) | 581 | 364 | (30.2%) |
| Crete RES | (0.0%) | 0 | 0 | (0.0%) |
| HV Load | (0.3%) | 4 | 0 | (0.0%) |
| MV Load | (0.0%) | 0 | 86 | (7.2%) |
| LV Load | (0.0%) | 0 | 79 | (6.5%) |
| Crete Load | (0.0%) | 0 | 0 | (0.0%) |
| Pumping | (0.0%) | 0 | 0 | (0.0%) |
| Exports | | | 669 | (55.5%) |
| Sys.Losses | (0.0%) | 0 | 0 | (0.0%) |
| D/R Load | (0.0%) | 0 | 0 | (0.0%) |

## Trades by Order Type

| Delivery Day | | 15.12 | 16.12 | 17.12 | 18.12 | 19.12 | 20.12 | 21.12 | |
|---|---|---|---|---|---|---|---|---|---|
| Ord Price Type | | Sell & Buy Trades in (GWh) per Price Type | | | | | | | (%) |
| PPT | (S) | 0.000 | 0.000 | 0.000 | 0.000 | 0.000 | 0.000 | 0.000 | 0.00% |
| HBD | (S) | 0.479 | 0.337 | 1.019 | 0.614 | 0.692 | 0.168 | 0.601 | 43.80% |
| BLK | (S) | 0.000 | 0.000 | 0.000 | 0.000 | 0.000 | 0.000 | 0.000 | 0.00% |
| CPL | (S) | 0.029 | 0.085 | 0.373 | 0.321 | 0.379 | 1.411 | 0.772 | 56.20% |
| PPT | (B) | 0.000 | 0.000 | 0.000 | 0.000 | 0.000 | 0.000 | 0.000 | 0.00% |
| HBD | (B) | 0.404 | 0.374 | 1.325 | 0.770 | 1.048 | 0.920 | 0.704 | 51.30% |
| BLK | (B) | 0.000 | 0.000 | 0.000 | 0.000 | 0.000 | 0.000 | 0.000 | 0.00% |
| CPL | (B) | 0.103 | 0.048 | 0.067 | 0.165 | 0.023 | 0.659 | 0.669 | 48.70% |
| | | Sell & Buy Orders Traded per Price Type | | | | | | | (%) |
| PPT | (S) | 0 | 0 | 0 | 0 | 0 | 0 | 0 | 0.00% |
| HBD | (S) | 50 | 48 | 142 | 87 | 260 | 161 | 89 | 100.00% |
| BLK | (S) | 0 | 0 | 0 | 0 | 0 | 0 | 0 | 0.00% |
| PPT | (B) | 0 | 0 | 0 | 0 | 0 | 0 | 0 | 0.00% |
| HBD | (B) | 165 | 208 | 241 | 119 | 148 | 179 | 207 | 100.00% |
| BLK | (B) | 0 | 0 | 0 | 0 | 0 | 0 | 0 | 0.00% |

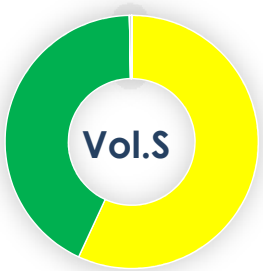

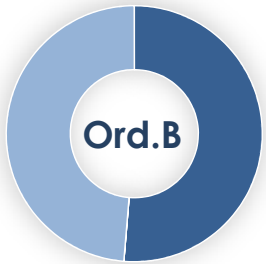


| | |
|---|---|
| MCP | Market Clearing Price (€/MWh) |
| PPT | Priority Price-Taking |
| HBD | Hybrid |
| BLK | Block |
| CPL | Market Coupling Flow |