# IDA '1' Market Outlook

## 14.11.2025 IDA '1' Market - Sell

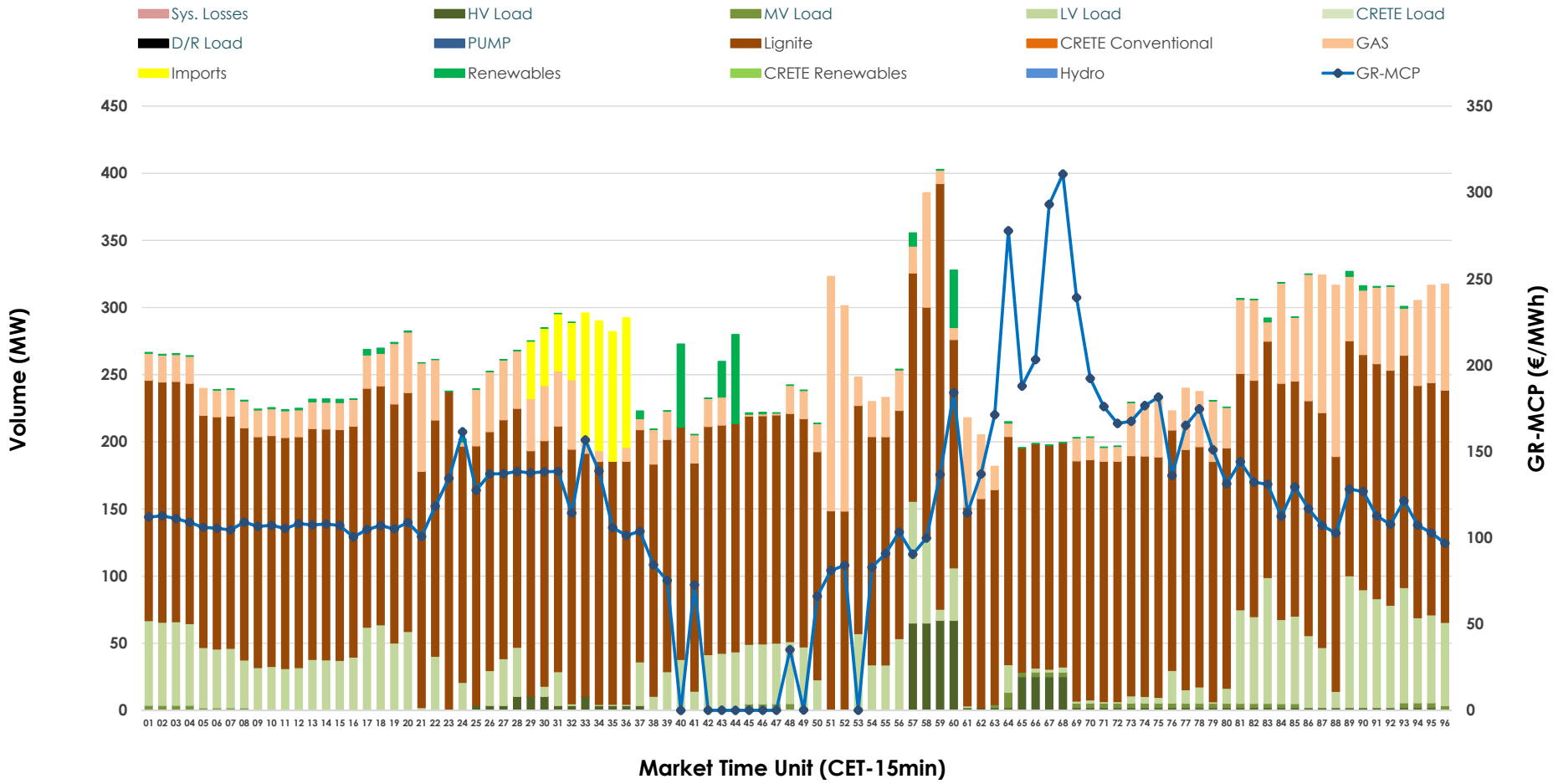

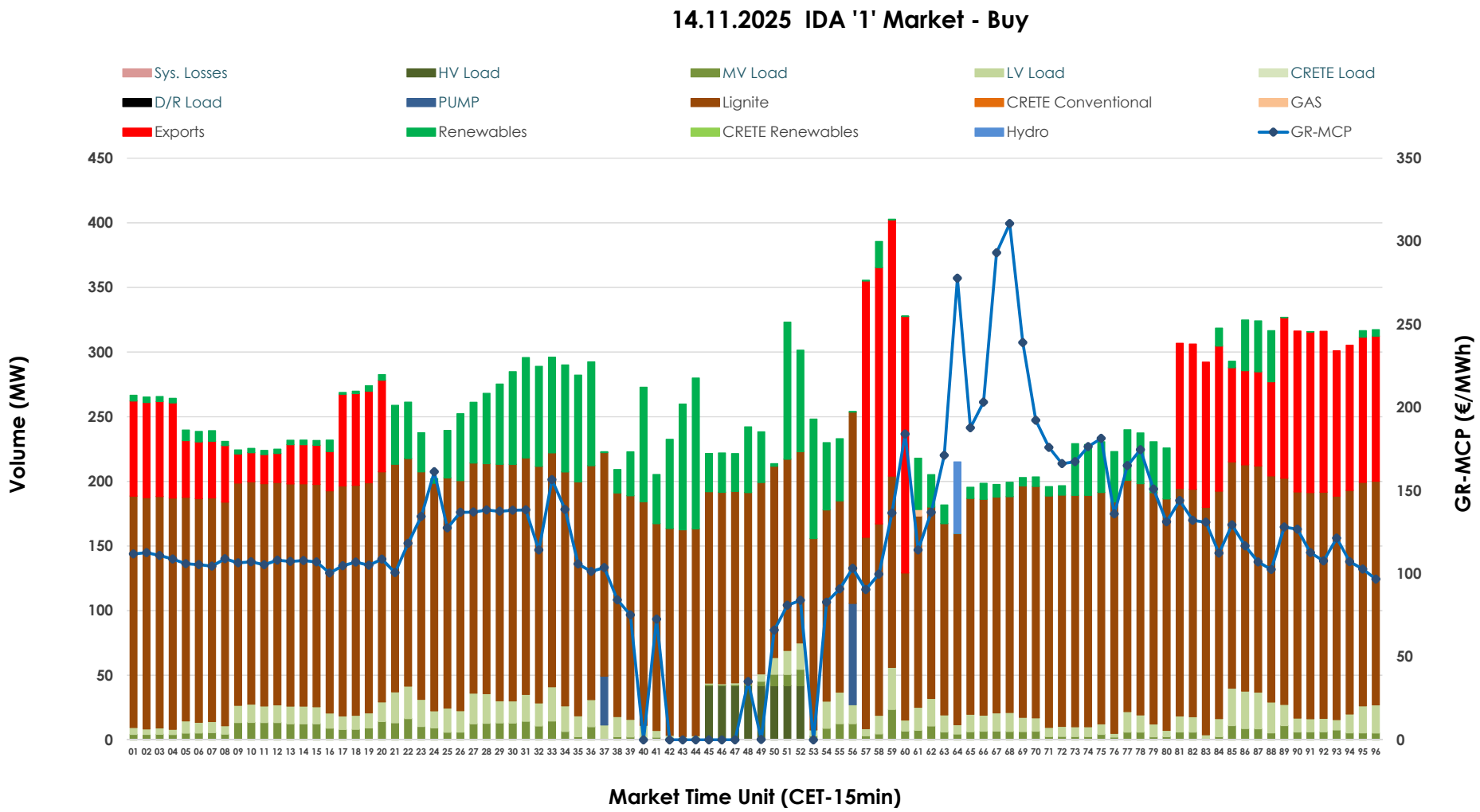
14.11.2025 IDA '1' Market - Buy
Sys. Losses
HV Load
MV Load
LV Load
CRETE Load
D/R Load
PUMP
Lignite
CRETE Conventional
GAS
Exports
Renewables
CRETE Renewables
Hydro
GR-MCP
Volume (MW)
GR-MCP (€/MWh)
Market Time Unit (CET-15min)

## GR Bidding Zone Weekly Figures

| Delivery Day | 08.11 | 09.11 | 10.11 | 11.11 | 12.11 | 13.11 | 14.11 |
|---|---|---|---|---|---|---|---|
| | -16% | -7% | 16% | -9% | 22% | 9% | -18% |
| Avg.MCP (€/MWh) | 110.42 | 102.27 | 118.17 | 107.81 | 131.41 | 142.58 | 117.20 |
| Max.MCP (€/MWh) | 192.83 | 139.91 | 209.30 | 171.60 | 279.81 | 307.10 | 310.63 |
| Min.MCP (€/MWh) | 84.89 | 85.13 | 80.05 | 1.50 | 38.49 | -0.09 | 0.00 |
| | 53% | -15% | -34% | 22% | 0% | 19% | 251% |
| Tot.Vol(GWh) | 4.33 | 3.67 | 2.43 | 2.96 | 2.97 | 3.53 | 12.40 |

## Trade's Volume Mix

| | | Sell - MWh | Buy - MWh | |
|---|---|---|---|---|
| Lignite | (68.1%) | 4,223 | 4,059 | (65.5%) |
| Crete Conv. | (0.0%) | 0 | 0 | (0.0%) |
| Gas | (13.1%) | 809 | 1 | (0.0%) |
| Hydro | (0.0%) | 0 | 14 | (0.2%) |
| Imports | (2.2%) | 139 | | |
| RES | (1.0%) | 64 | 665 | (10.7%) |
| Crete RES | (0.0%) | 0 | 0 | (0.0%) |
| HV Load | (2.0%) | 125 | 84 | (1.4%) |
| MV Load | (0.6%) | 35 | 170 | (2.7%) |
| LV Load | (13.0%) | 803 | 315 | (5.1%) |
| Crete Load | (0.0%) | 0 | 0 | (0.0%) |
| Pumping | (0.0%) | 0 | 29 | (0.5%) |
| Exports | | | 861 | (13.9%) |
| Sys.Losses | (0.0%) | 0 | 0 | (0.0%) |
| D/R Load | (0.0%) | 0 | 0 | (0.0%) |

## Trades by Order Type

| Delivery Day | | 08.11 | 09.11 | 10.11 | 11.11 | 12.11 | 13.11 | 14.11 | |
|---|---|---|---|---|---|---|---|---|---|
| Ord Price Type | | Sell & Buy Trades in (GWh) per Price Type | | | | | | | (%) |
| PPT | (S) | 0.000 | 0.000 | 0.000 | 0.000 | 0.000 | 0.000 | 0.000 | 0.00% |
| HBD | (S) | 1.501 | 0.628 | 0.669 | 1.116 | 0.775 | 1.312 | 6.060 | 97.75% |
| BLK | (S) | 0.000 | 0.000 | 0.000 | 0.000 | 0.000 | 0.000 | 0.000 | 0.00% |
| CPL | (S) | 0.663 | 1.206 | 0.545 | 0.367 | 0.712 | 0.456 | 0.139 | 2.25% |
| PPT | (B) | 0.000 | 0.000 | 0.000 | 0.000 | 0.000 | 0.000 | 0.000 | 0.00% |
| HBD | (B) | 0.905 | 1.025 | 0.883 | 0.853 | 1.236 | 1.453 | 5.338 | 86.12% |
| BLK | (B) | 0.000 | 0.000 | 0.000 | 0.000 | 0.000 | 0.000 | 0.000 | 0.00% |
| CPL | (B) | 1.260 | 0.808 | 0.332 | 0.629 | 0.252 | 0.314 | 0.861 | 13.88% |
| | | Sell & Buy Orders Traded per Price Type | | | | | | | (%) |
| PPT | (S) | 0 | 0 | 0 | 0 | 0 | 0 | 0 | 0.00% |
| HBD | (S) | 325 | 114 | 87 | 234 | 90 | 117 | 370 | 100.00% |
| BLK | (S) | 0 | 0 | 0 | 0 | 0 | 0 | 0 | 0.00% |
| PPT | (B) | 0 | 0 | 0 | 0 | 0 | 0 | 0 | 0.00% |
| HBD | (B) | 461 | 649 | 651 | 586 | 700 | 748 | 797 | 100.00% |
| BLK | (B) | 0 | 0 | 0 | 0 | 0 | 0 | 0 | 0.00% |

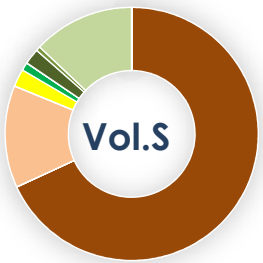


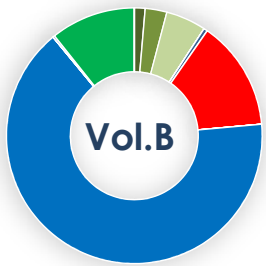

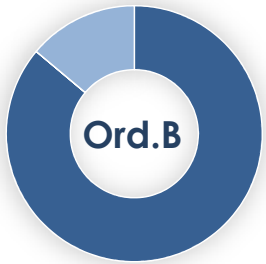


| | |
|---|---|
| MCP | Market Clearing Price (€/MWh) |
| PPT | Priority Price-Taking |
| HBD | Hybrid |
| BLK | Block |
| CPL | Market Coupling Flow |