IDA '1' Market Outlook

02.11.2025 IDA '1' Market - Sell

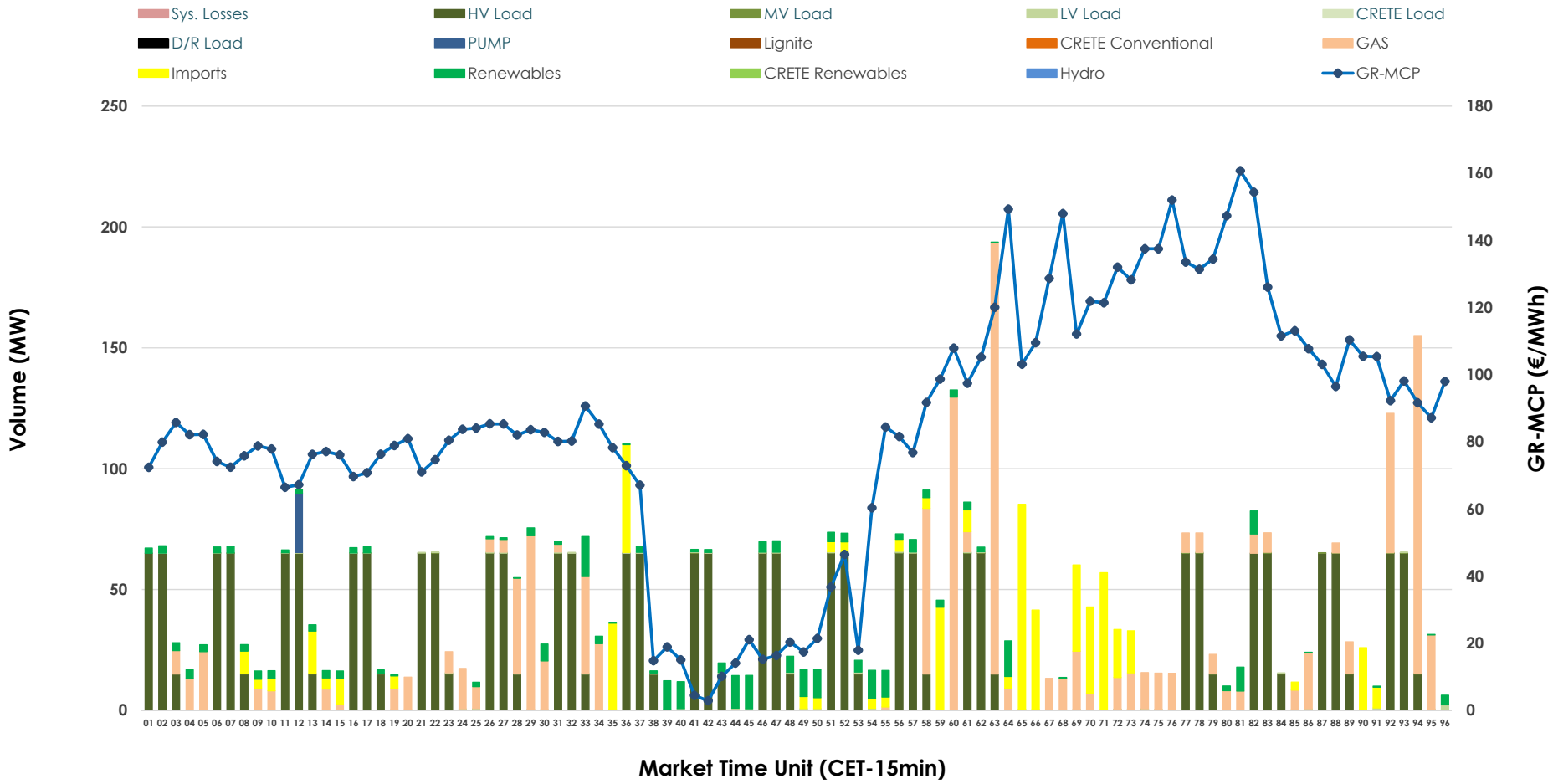

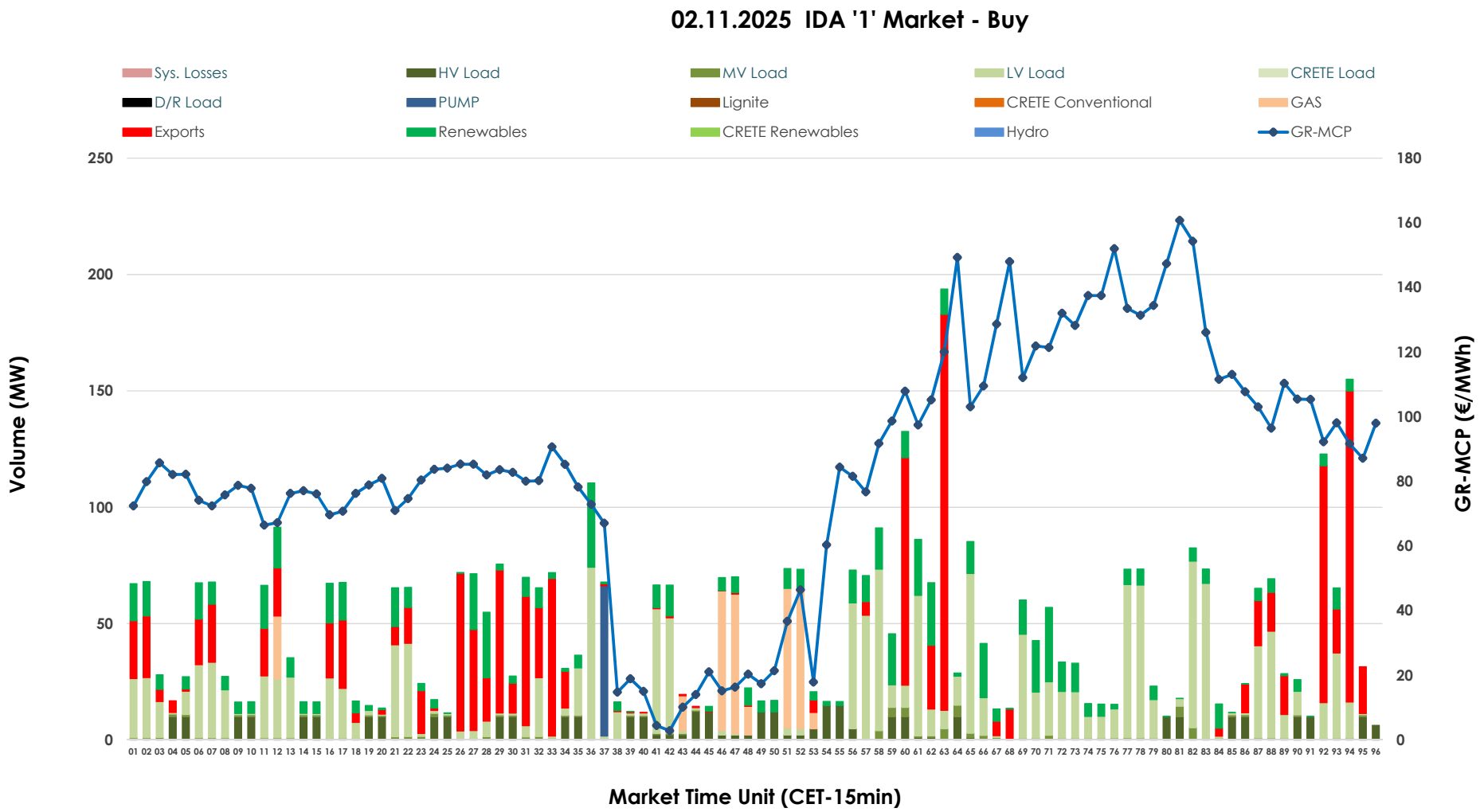
02.11.2025 IDA '1' Market - Buy
Sys. Losses
HV Load
MV Load
LV Load
CRETE Load
D/R Load
PUMP
Lignite
CRETE Conventional
GAS
Exports
Renewables
CRETE Renewables
Hydro
GR-MCP
Volume (MW)
GR-MCP (€/MWh)
Market Time Unit (CET-15min)

GR Bidding Zone Weekly Figures

Delivery Day	27.10	28.10	29.10	30.10	31.10	01.11	02.11
	34%	5%	7%	7%	28%		
Avg.MCP (€/MWh)	89.90	94.03	100.32	107.23	137.63	N/M	84.32
Max.MCP (€/MWh)	269.33	234.19	291.80	246.61	310.82	N/M	160.75
Min.MCP (€/MWh)	0.00	-8.94	-2.00	0.01	70.87	N/M	2.85
	37%	13%	3%	-43%	23%		
Tot.Vol(GWh)	3.94	4.46	4.60	2.63	3.23	N/M	2.28

Trade's Volume Mix

		Sell - MWh	Buy - MWh	
Lignite	(0.0%)	0	0	(0.0%)
Crete Conv.	(0.0%)	0	0	(0.0%)
Gas	(26.3%)	300	75	(6.6%)
Hydro	(0.0%)	0	0	(0.0%)
Imports	(12.2%)	139		
RES	(6.1%)	70	195	(17.0%)
Crete RES	(0.0%)	0	0	(0.0%)
HV Load	(54.0%)	616	94	(8.2%)
MV Load	(0.4%)	4	24	(2.1%)
LV Load	(0.5%)	6	413	(36.2%)
Crete Load	(0.0%)	0	0	(0.0%)
Pumping	(0.5%)	6	16	(1.4%)
Exports			325	(28.5%)
Sys.Losses	(0.0%)	0	0	(0.0%)
D/R Load	(0.0%)	0	0	(0.0%)

Trades by Order Type

Delivery Day		27.10	28.10	29.10	30.10	31.10	01.11	02.11	
Ord Price Type		Sell & Buy Trades in (GWh) per Price Type							(%)
PPT	(S)	0.000	0.000	0.000	0.000	0.000		0.000	0.00%
HBD	(S)	1.854	2.189	2.225	1.142	1.153		1.002	87.79%
BLK	(S)	0.000	0.000	0.000	0.000	0.000		0.000	0.00%
CPL	(S)	0.119	0.043	0.074	0.175	0.462		0.139	12.21%
PPT	(B)	0.000	0.000	0.000	0.000	0.000		0.000	0.00%
HBD	(B)	1.858	2.060	1.590	1.281	1.212		0.817	71.55%
BLK	(B)	0.000	0.000	0.000	0.000	0.000		0.000	0.00%
CPL	(B)	0.114	0.172	0.709	0.036	0.403		0.325	28.45%
		Sell & Buy Orders Traded per Price Type							(%)
PPT	(S)	0	0	0	0	0		0	0.00%
HBD	(S)	139	193	142	228	181		293	100.00%
BLK	(S)	0	0	0	0	0		0	0.00%
PPT	(B)	0	0	0	0	0		0	0.00%
HBD	(B)	536	646	465	567	486		466	100.00%
BLK	(B)	0	0	0	0	0		0	0.00%

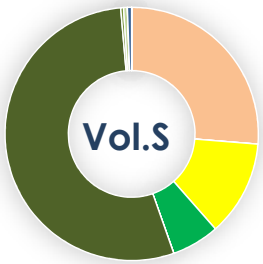

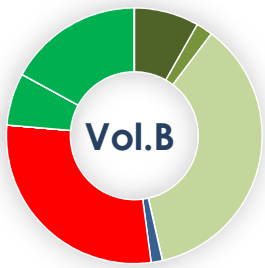

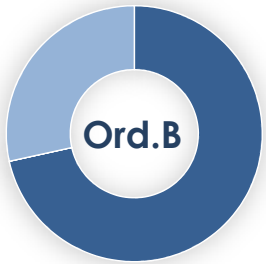

MCP	Market Clearing Price (€/MWh)
PPT	Priority Price-Taking
HBD	Hybrid
BLK	Block
CPL	Market Coupling Flow