IDA '3' Market Outlook

29.09.2026 IDA '3' Market - Sell

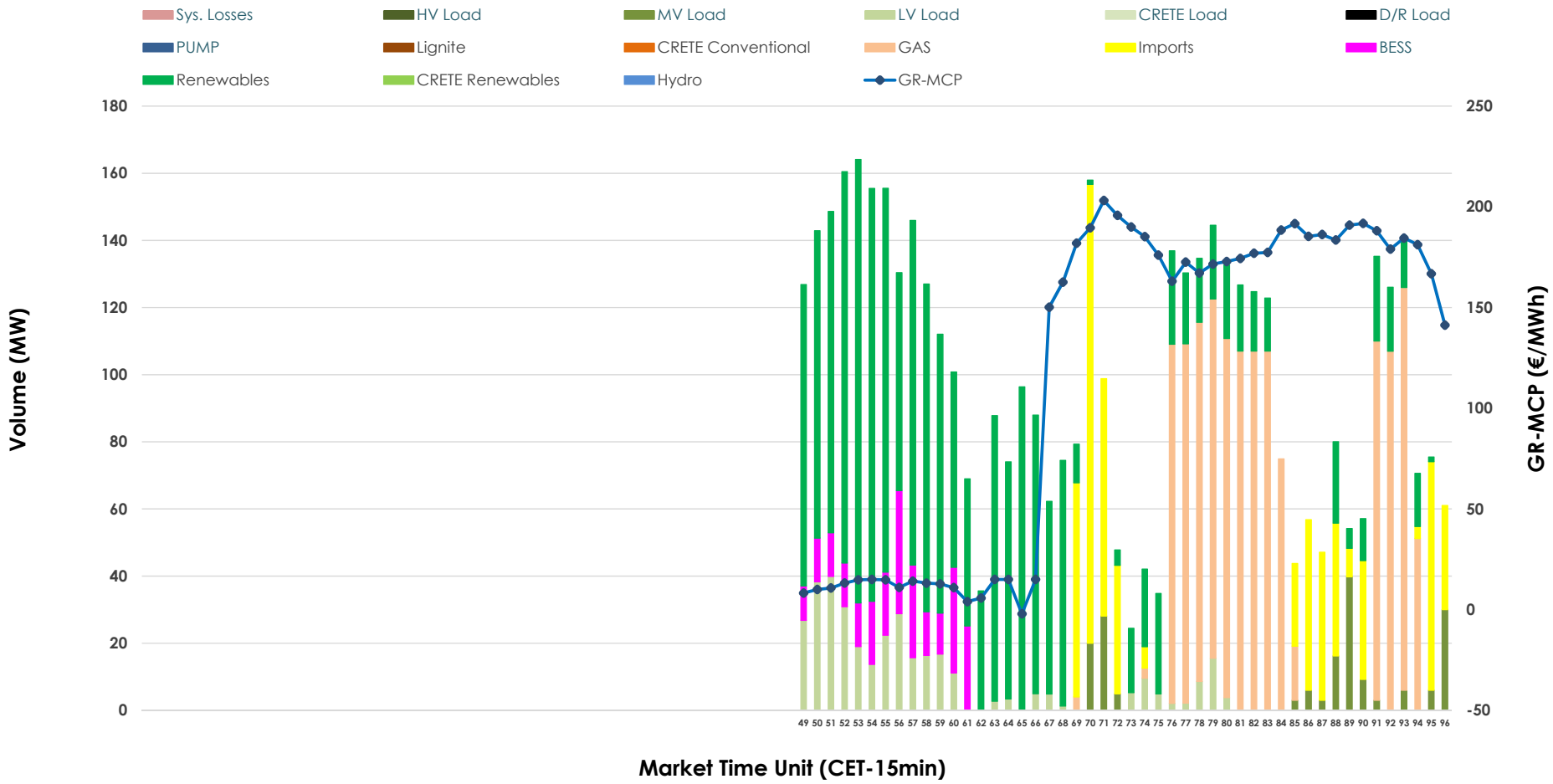

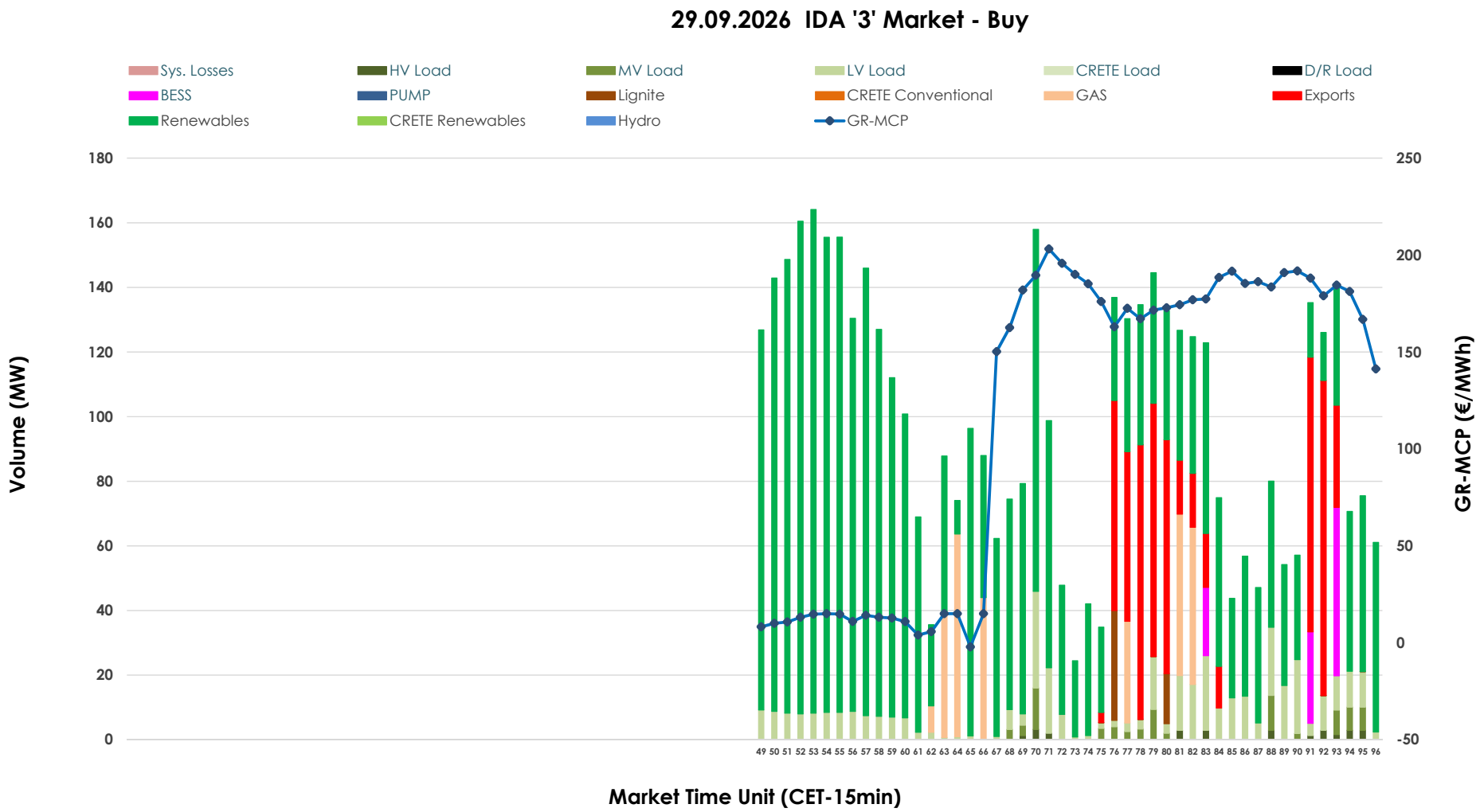
29.09.2026 IDA '3' Market - Buy
Sys. Losses
HV Load
MV Load
LV Load
CRETE Load
D/R Load
BESS
PUMP
Lignite
CRETE Conventional
GAS
Exports
Renewables
CRETE Renewables
Hydro
GR-MCP
Volume (MW)
GR-MCP (€/MWh)
Market Time Unit (CET-15min)

GR Bidding Zone Weekly Figures

Delivery Day	23.09	24.09	25.09	26.09	27.09	28.09	29.09
	-22%	17%	23%	-41%	-42%	92%	-23%
Avg.MCP (€/MWh)	156.01	182.59	225.20	133.82	78.25	150.62	116.05
Max.MCP (€/MWh)	273.40	297.24	306.34	201.04	162.00	266.52	203.15
Min.MCP (€/MWh)	-12.81	-7.74	92.83	7.01	-26.73	-8.87	-2.11
	-58%	-13%	-4%	6%	-13%	-4%	36%
Tot.Vol(GWh)	2.41	2.09	2.00	2.12	1.85	1.78	2.41

Trades by Order Type

Delivery Day		23.09	24.09	25.09	26.09	27.09	28.09	29.09	
Ord Price Type		Sell & Buy Trades in (GWh) per Price Type							(%)
PPT	(S)	0.000	0.000	0.000	0.000	0.000	0.000	0.000	0.00%
HBD	(S)	0.775	0.852	0.824	0.764	0.903	0.630	1.049	87.10%
BLK	(S)	0.000	0.000	0.000	0.000	0.000	0.000	0.000	0.00%
CPL	(S)	0.427	0.194	0.177	0.295	0.021	0.258	0.155	12.90%
PPT	(B)	0.000	0.000	0.000	0.000	0.000	0.000	0.000	0.00%
HBD	(B)	1.170	0.938	0.839	0.818	0.668	0.758	1.046	86.85%
BLK	(B)	0.000	0.000	0.000	0.000	0.000	0.000	0.000	0.00%
CPL	(B)	0.033	0.107	0.162	0.241	0.256	0.130	0.158	13.15%
		Sell & Buy Orders Traded per Price Type							(%)
PPT	(S)	0	0	0	0	0	0	0	0.00%
HBD	(S)	132	187	226	118	170	86	152	100.00%
BLK	(S)	0	0	0	0	0	0	0	0.00%
PPT	(B)	0	0	0	0	0	0	0	0.00%
HBD	(B)	269	220	158	161	91	216	235	100.00%
BLK	(B)	0	0	0	0	0	0	0	0.00%

MCP	Market Clearing Price (€/MWh)
PPT	Priority Price-Taking
HBD	Hybrid
BLK	Block
CPL	Market Coupling Flow

Trade's Volume Mix
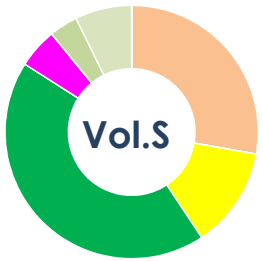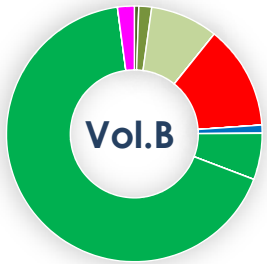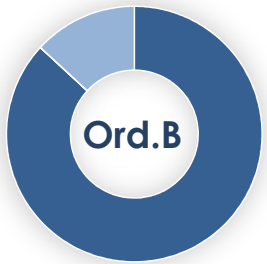
		Sell - MWh	Buy - MWh	
Lignite	(0.0%)	0	12	(1.0%)
Crete Conv.	(0.0%)	0	0	(0.0%)
Gas	(27.8%)	335	71	(5.9%)
Hydro	(0.0%)	0	0	(0.0%)
Imports	(12.9%)	155		
RES	(43.3%)	522	808	(67.1%)
Crete RES	(0.0%)	0	0	(0.0%)
BESS	(5.1%)	62	25	(2.1%)
HV Load	(0.0%)	0	7	(0.6%)
MV Load	(3.6%)	44	20	(1.6%)
LV Load	(7.2%)	87	103	(8.6%)
Crete Load	(0.0%)	0	0	(0.0%)
Pumping	(0.0%)	0	0	(0.0%)
Exports			158	(13.1%)
Sys.Losses	(0.0%)	0	0	(0.0%)
D/R Load	(0.0%)	0	0	(0.0%)