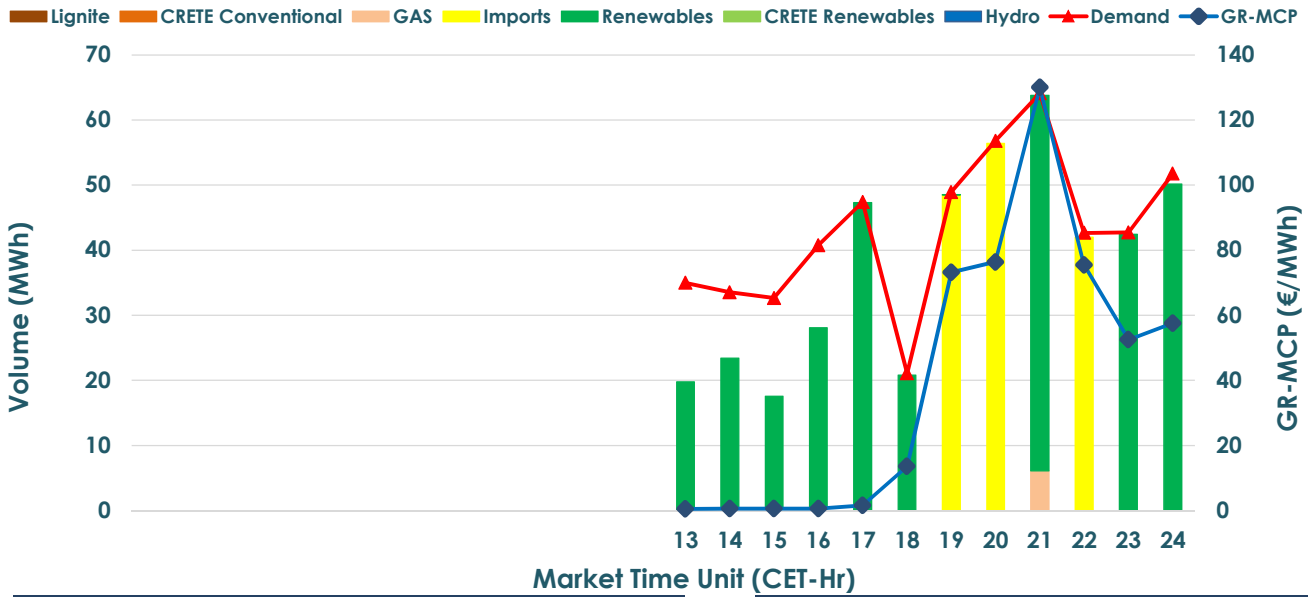


01.05.2024 Complementary Regional Intraday '3' Market



GR Bidding Zone Weekly Figures

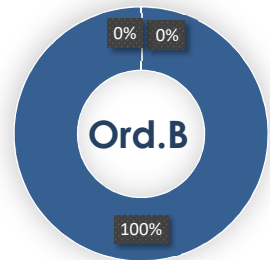
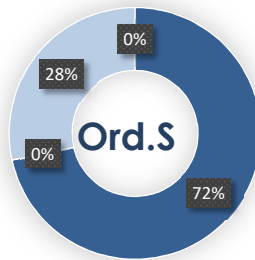
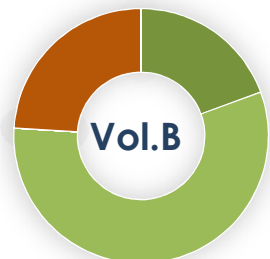
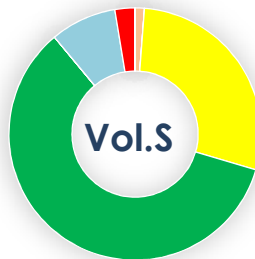
Delivery Day	25.04	26.04	27.04	28.04	29.04	30.04	01.05
	↓-3%	↑4%	↓-44%	↓-43%	↑100%	↑3%	↓-32%
Avg.MCP (€/MWh)	86.16	89.71	50.60	28.81	57.60	59.47	40.19
Max.MCP (€/MWh)	139.50	157.40	117.65	71.07	116.96	126.04	130.01
Min.MCP (€/MWh)	63.00	53.44	1.49	-0.51	1.00	7.60	0.48
	↑52%	↓-7%	↓-18%	↓-74%	↑329%	↓-19%	↑5%
Tot.Vol(GWh)	1.44	1.33	1.09	0.28	1.21	0.98	1.03

Trade's Volume Mix

	Sell - MWh	Buy - MWh	
Lignite	(0.0%)	0	(0.0%)
Crete Conv.	(0.0%)	0	(0.0%)
Gas	(1.2%)	6	(0.0%)
Hydro	(0.0%)	0	(0.0%)
Imports	(28.4%)	147	
RES	(59.4%)	307	(24.0%)
Crete RES	(0.0%)	0	(0.0%)
HV Load	(0.0%)	0	(0.0%)
MV Load	(8.5%)	44	(19.4%)
LV Load	(2.6%)	13	(56.6%)
Crete Load	(0.0%)	0	(0.0%)
Pumping	(0.0%)	0	(0.0%)
Exports		0	(0.0%)
Sys.Losses	(0.0%)	0	(0.0%)

Trades by Order Type

Delivery Day	25.04	26.04	27.04	28.04	29.04	30.04	01.05
Order P.T							
Sell & Buy Trades in (GWh) per Price Type							
PPT (S)							
HBD (S)	0.685	0.430	0.546	0.141	0.604	0.492	0.370
BLK (S)							
CPL (S)	0.035	0.236					0.147
Buy							
PPT (B)							
HBD (B)	0.536	0.666	0.546	0.141	0.604	0.492	0.517
BLK (B)							
CPL (B)	0.184						
Order Type							
Sell & Buy Orders Traded per Price Type							
PPT (S)							
HBD (S)	78	79	73	47	68	88	58
BLK (S)							
Buy							
PPT (B)							
HBD (B)	72	79	74	37	65	89	76
BLK (B)							



MCP Market Clearing Price (€/MWh)
 PPT Priority Price-Taking
 HBD Hybrid
 BLK Block
 CPL Market Coupling Flow