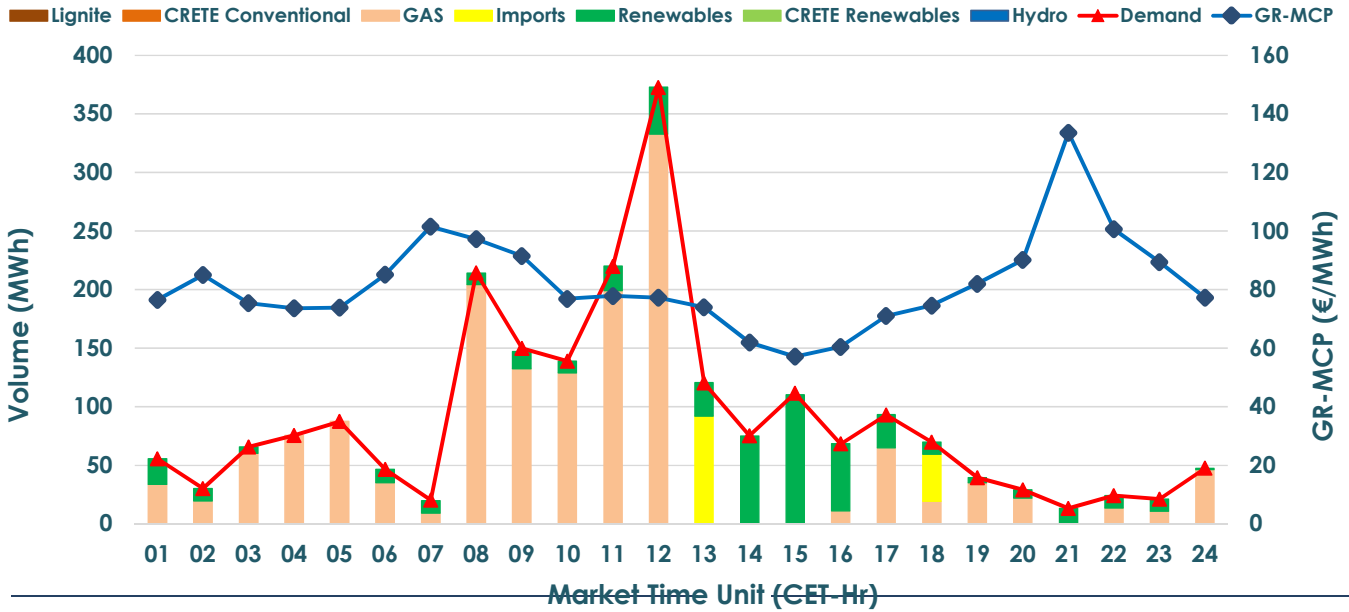


25.04.2024 Complementary Regional Intraday '2' Market



GR Bidding Zone Weekly Figures

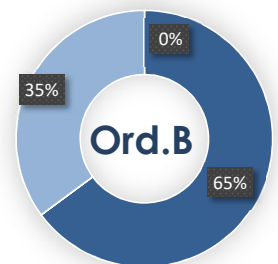
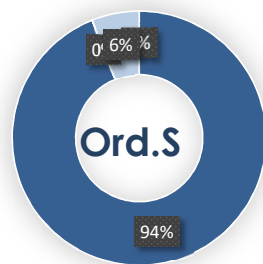
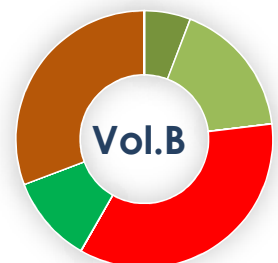
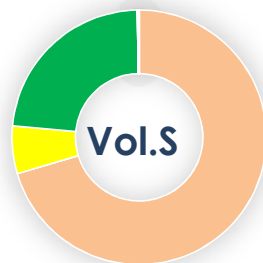
| Delivery Day | 19.04 | 20.04 | 21.04 | 22.04 | 23.04 | 24.04 | 25.04 |
|-----------------|--------|--------|-------|--------|--------|--------|--------|
| | ↓-6% | ↓-22% | ↓-5% | ↑61% | ↑14% | ↓-16% | ↑-1% |
| Avg.MCP (€/MWh) | 71.70 | 56.18 | 53.61 | 86.36 | 98.26 | 82.51 | 81.84 |
| Max.MCP (€/MWh) | 113.27 | 105.26 | 93.04 | 162.45 | 150.05 | 145.43 | 133.56 |
| Min.MCP (€/MWh) | 44.72 | 8.34 | 0.03 | 43.79 | 63.75 | 22.19 | 57.14 |
| | ↓-28% | ↓-21% | ↓-19% | ↑16% | ↑70% | ↓-52% | ↑194% |
| Tot.Vol(GWh) | 2.46 | 1.95 | 1.57 | 1.82 | 3.09 | 1.49 | 4.38 |

Trade's Volume Mix

| | Sell - MWh | | Buy - MWh | |
|-------------|------------|-------|-----------|---------|
| Lignite | (0.0%) | 0 | 0 | (0.0%) |
| Crete Conv. | (0.0%) | 0 | 0 | (0.0%) |
| Gas | (70.4%) | 1,541 | 241 | (11.0%) |
| Hydro | (0.0%) | 0 | 0 | (0.0%) |
| Imports | (6.0%) | 132 | | |
| RES | (23.3%) | 511 | 673 | (30.7%) |
| Crete RES | (0.0%) | 0 | 0 | (0.0%) |
| HV Load | (0.1%) | 1 | 0 | (0.0%) |
| MV Load | (0.2%) | 4 | 128 | (5.8%) |
| LV Load | (0.0%) | 0 | 378 | (17.3%) |
| Crete Load | (0.0%) | 0 | 0 | (0.0%) |
| Pumping | (0.0%) | 0 | 0 | (0.0%) |
| Exports | | | 769 | (35.1%) |
| Sys.Losses | (0.0%) | 0 | 0 | (0.0%) |

Trades by Order Type

| Delivery Day | 19.04 | 20.04 | 21.04 | 22.04 | 23.04 | 24.04 | 25.04 |
|---|-------|-------|-------|-------|-------|-------|-------|
| Order P.T | | | | | | | |
| Sell & Buy Trades in (GWh) per Price Type | | | | | | | |
| PPT (S) | | | | | | | |
| HBD (S) | 1.231 | 0.977 | 0.787 | 0.739 | 1.287 | 0.732 | 2.057 |
| BLK (S) | | | | | | | |
| CPL (S) | | | | 0.170 | 0.257 | 0.013 | 0.132 |
| PPT (B) | | | | | | | |
| HBD (B) | 1.082 | 0.977 | 0.787 | 0.906 | 1.331 | 0.602 | 1.420 |
| BLK (B) | | | | | | | |
| CPL (B) | 0.149 | | | 0.003 | 0.213 | 0.143 | 0.769 |
| Sell & Buy Orders Traded per Price Type | | | | | | | |
| PPT (S) | | | | | | | |
| HBD (S) | 152 | 156 | 101 | 128 | 135 | 128 | 158 |
| BLK (S) | | | | | | | |
| PPT (B) | | | | | | | |
| HBD (B) | 183 | 169 | 150 | 163 | 193 | 153 | 214 |
| BLK (B) | | | | | | | |



MCP Market Clearing Price (€/MWh)
PPT Priority Price-Taking
HBD Hybrid
BLK Block
CPL Market Coupling Flow