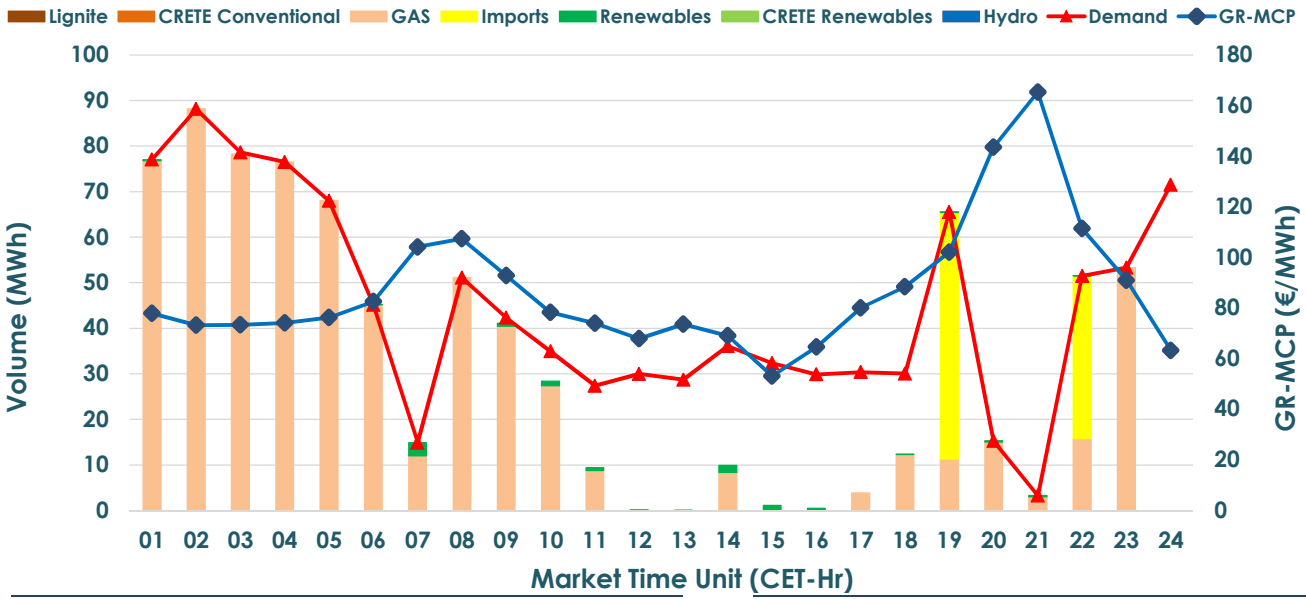


08.05.2024 Complementary Regional Intraday '1' Market



GR Bidding Zone Weekly Figures

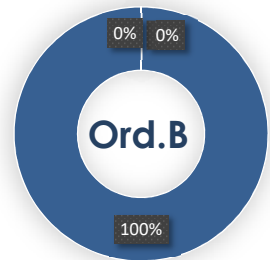
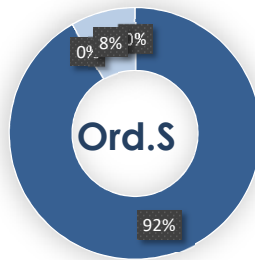
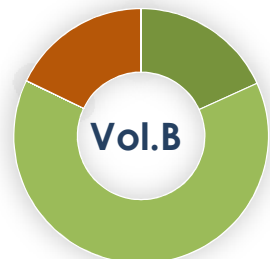
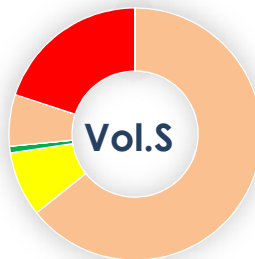
Delivery Day	02.05	03.05	04.05	05.05	06.05	07.05	08.05
	↑51%	↔3%	↔15%	↓-28%	↑68%	↔5%	→0%
Avg.MCP (€/MWh)	58.54	60.16	69.16	49.57	83.25	87.22	86.96
Max.MCP (€/MWh)	118.19	126.05	139.80	108.49	133.61	138.20	165.34
Min.MCP (€/MWh)	0.51	1.01	7.40	0.16	48.35	66.18	53.14
	↑173%	↓-43%	↑49%	↓-41%	↑141%	↓-53%	↔27%
Tot.Vol(GWh)	2.93	1.68	2.51	1.49	3.59	1.70	2.16

Trade's Volume Mix

	Sell - MWh	Buy - MWh	
Lignite	0	0	(0.0%)
Crete Conv.	0	0	(0.0%)
Gas	696	0	(64.3%)
Hydro	0	0	(0.0%)
Imports	90	0	(8.3%)
RES	9	193	(17.9%)
Crete RES	0	0	(0.0%)
HV Load	72	0	(6.6%)
MV Load	0	197	(18.2%)
LV Load	216	692	(63.9%)
Crete Load	0	0	(0.0%)
Pumping	0	0	(0.0%)
Exports	0	0	(0.0%)
Sys.Losses	0	0	(0.0%)

Trades by Order Type

Delivery Day	02.05	03.05	04.05	05.05	06.05	07.05	08.05
Sell & Buy Trades in (GWh) per Price Type							
PPT (S)							
HBD (S)	0.352	0.742	1.256	0.625	1.582	0.790	0.992
BLK (S)							
CPL (S)	1.113	0.099		0.120	0.214	0.060	0.090
Sell & Buy Orders Traded per Price Type							
PPT (S)							
HBD (S)	60	174	101	96	72	45	71
BLK (S)							
PPT (B)							
HBD (B)	320	192	141	149	208	214	174
BLK (B)							



MCP Market Clearing Price (€/MWh)
PPT Priority Price-Taking
HBD Hybrid
BLK Block
CPL Market Coupling Flow