IDA '2' Market Outlook

27.09.2026 IDA '2' Market - Sell

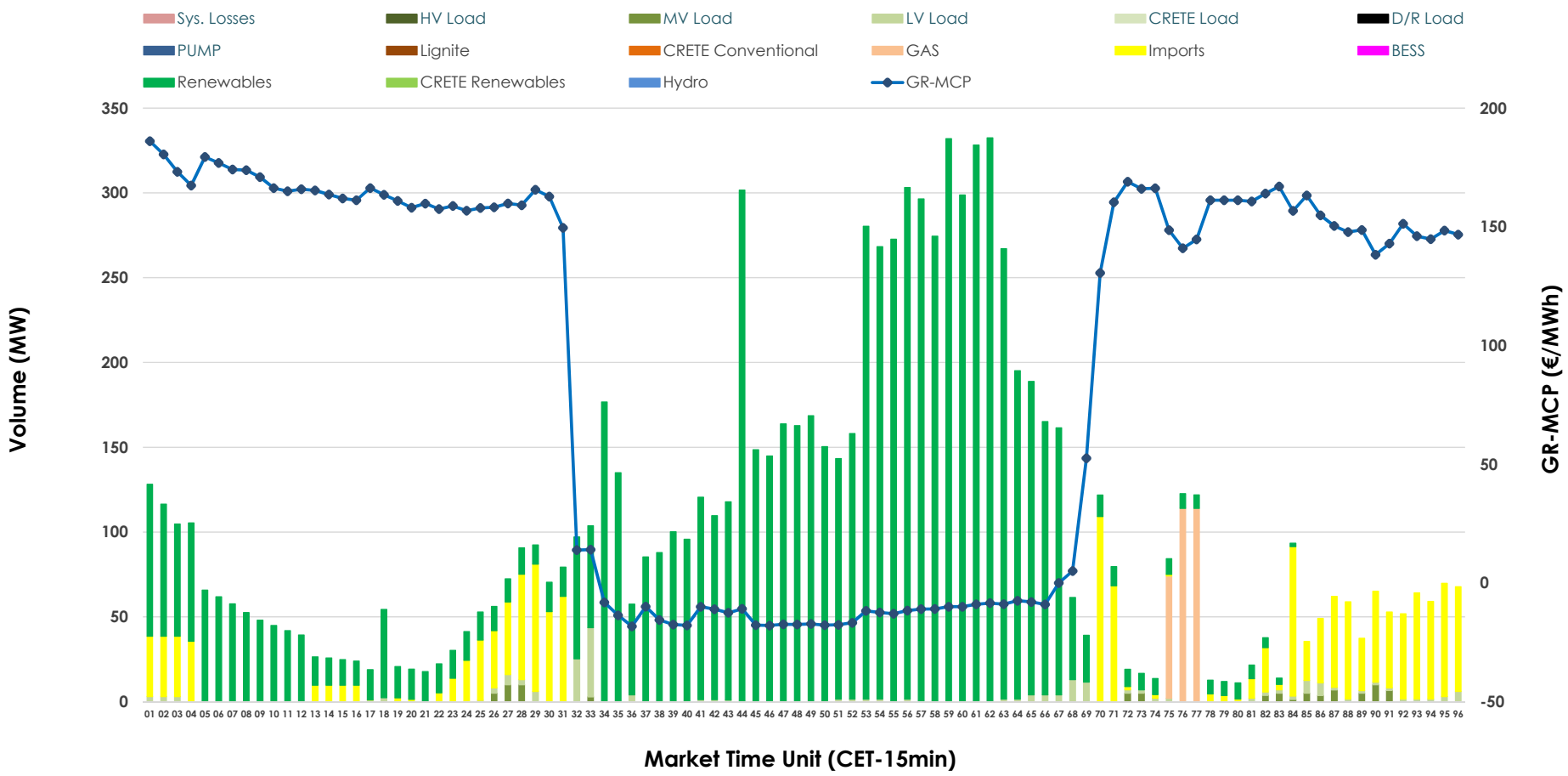

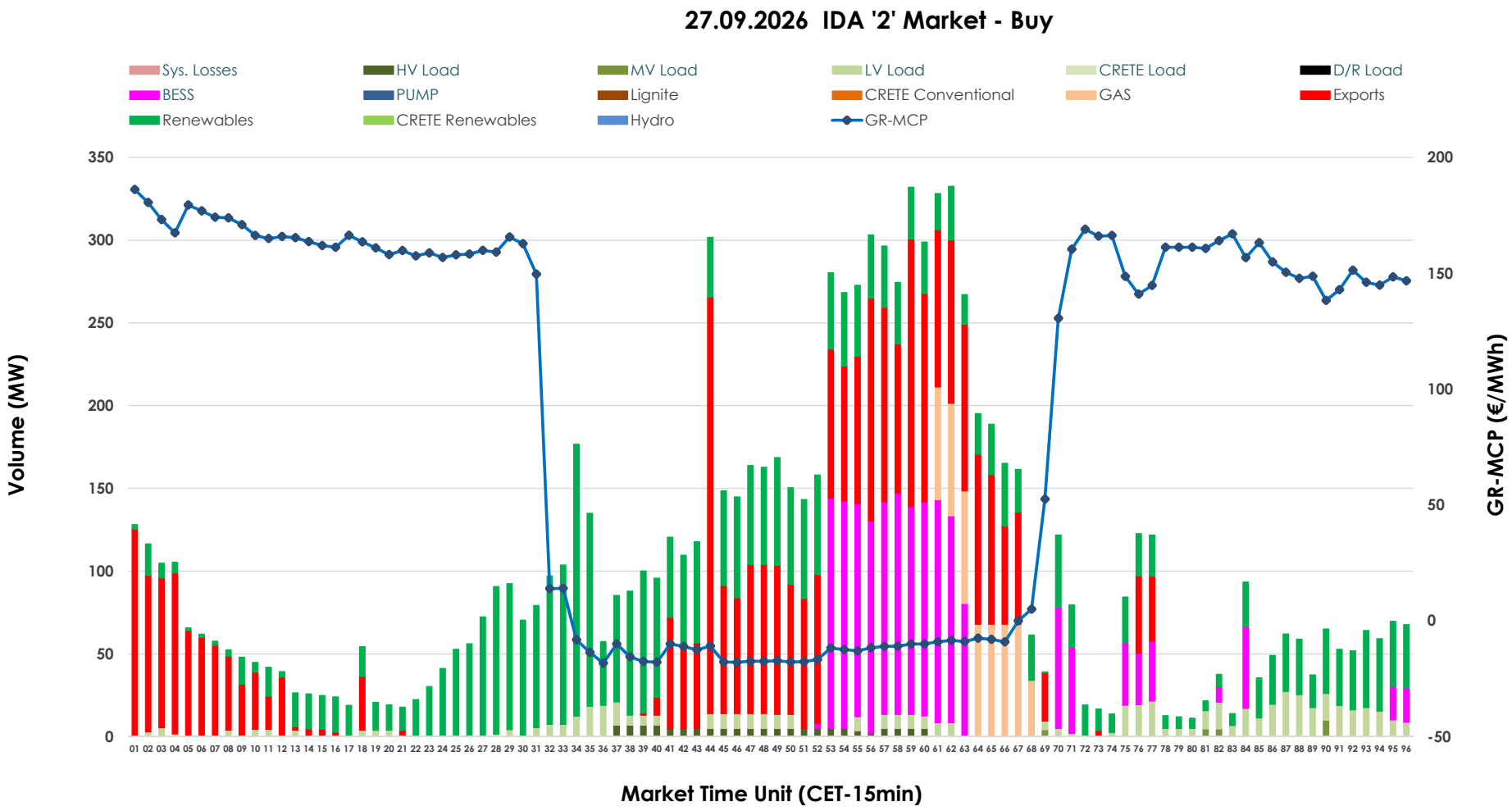
27.09.2026 IDA '2' Market - Buy
Sys. Losses
HV Load
MV Load
LV Load
CRETE Load
D/R Load
BESS
PUMP
Lignite
CRETE Conventional
GAS
Exports
Renewables
CRETE Renewables
Hydro
GR-MCP
Volume (MW)
GR-MCP (€/MWh)
Market Time Unit (CET-15min)

GR Bidding Zone Weekly Figures

Delivery Day	21.09	22.09	23.09	24.09	25.09	26.09	27.09
	41%	10%	-27%	23%	20%	-31%	-39%
Avg.MCP (€/MWh)	185.11	204.36	149.41	184.27	221.71	152.56	92.98
Max.MCP (€/MWh)	290.02	284.38	296.86	319.49	310.09	239.58	186.09
Min.MCP (€/MWh)	30.90	124.29	-14.47	-4.99	88.27	7.01	-18.26
	84%	-29%	-30%	105%	-65%	7%	31%
Tot.Vol(GWh)	9.91	7.02	4.92	10.10	3.58	3.83	5.03

Trades by Order Type

Delivery Day		21.09	22.09	23.09	24.09	25.09	26.09	27.09	
Ord Price Type		Sell & Buy Trades in (GWh) per Price Type							(%)
PPT	(S)	0.000	0.000	0.000	0.000	0.000	0.000	0.000	0.00%
HBD	(S)	1.264	1.441	1.579	3.459	1.445	1.012	2.135	84.94%
BLK	(S)	0.000	0.000	0.000	0.000	0.000	0.000	0.000	0.00%
CPL	(S)	3.691	2.067	0.879	1.592	0.346	0.905	0.378	15.06%
PPT	(B)	0.000	0.000	0.000	0.000	0.000	0.000	0.000	0.00%
HBD	(B)	1.372	2.764	2.213	4.036	0.960	1.123	1.632	64.95%
BLK	(B)	0.000	0.000	0.000	0.000	0.000	0.000	0.000	0.00%
CPL	(B)	3.583	0.744	0.245	1.016	0.831	0.794	0.881	35.05%
		Sell & Buy Orders Traded per Price Type							(%)
PPT	(S)	0	0	0	0	0	0	0	0.00%
HBD	(S)	337	225	408	400	273	316	334	100.00%
BLK	(S)	0	0	0	0	0	0	0	0.00%
PPT	(B)	0	0	0	0	0	0	0	0.00%
HBD	(B)	548	703	624	387	398	375	310	100.00%
BLK	(B)	0	0	0	0	0	0	0	0.00%

MCP	Market Clearing Price (€/MWh)
PPT	Priority Price-Taking
HBD	Hybrid
BLK	Block
CPL	Market Coupling Flow

Trade's Volume Mix
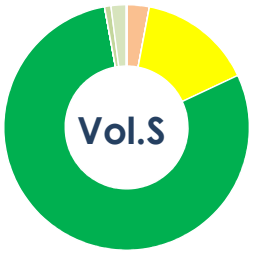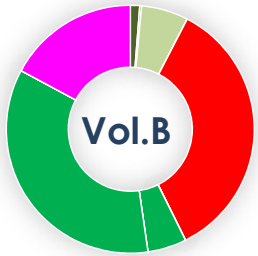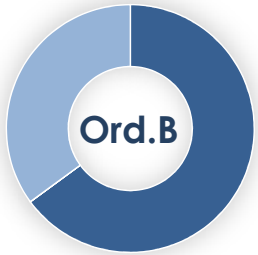
		Sell - MWh	Buy - MWh	
Lignite	(0.0%)	0	0	(0.0%)
Crete Conv.	(0.0%)	0	0	(0.0%)
Gas	(3.0%)	75	128	(5.1%)
Hydro	(0.0%)	0	0	(0.0%)
Imports	(15.1%)	378		
RES	(79.1%)	1,987	883	(35.1%)
Crete RES	(0.0%)	0	0	(0.0%)
BESS	(0.0%)	0	431	(17.2%)
HV Load	(0.0%)	0	31	(1.2%)
MV Load	(0.8%)	21	6	(0.2%)
LV Load	(2.0%)	51	154	(6.1%)
Crete Load	(0.0%)	0	0	(0.0%)
Pumping	(0.0%)	0	0	(0.0%)
Exports			881	(35.1%)
Sys.Losses	(0.0%)	0	0	(0.0%)
D/R Load	(0.0%)	0	0	(0.0%)