# IDA '1' Market Outlook

## 02.10.2026 IDA '1' Market - Sell

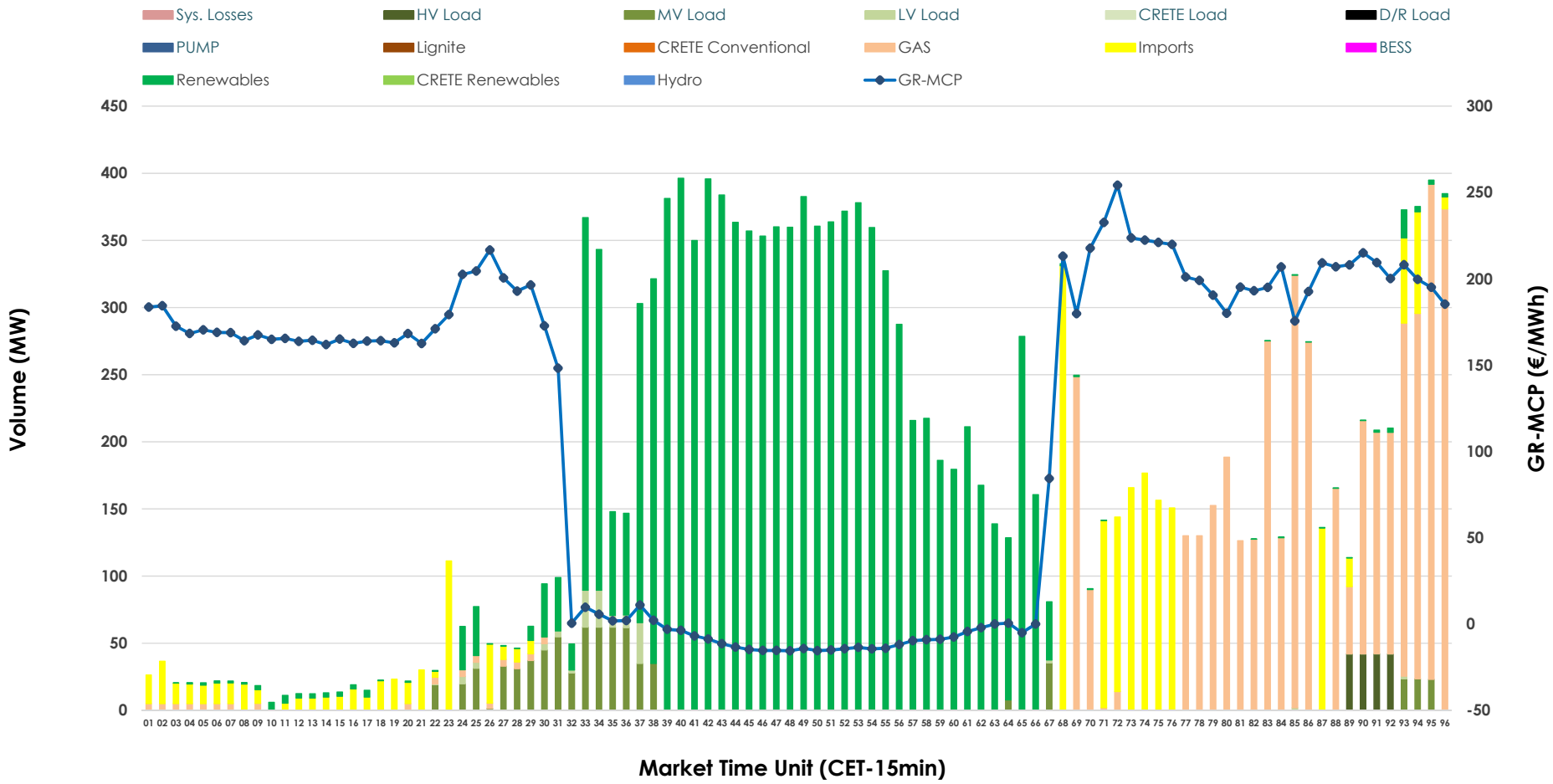

## 02.10.2026 IDA '1' Market - Buy

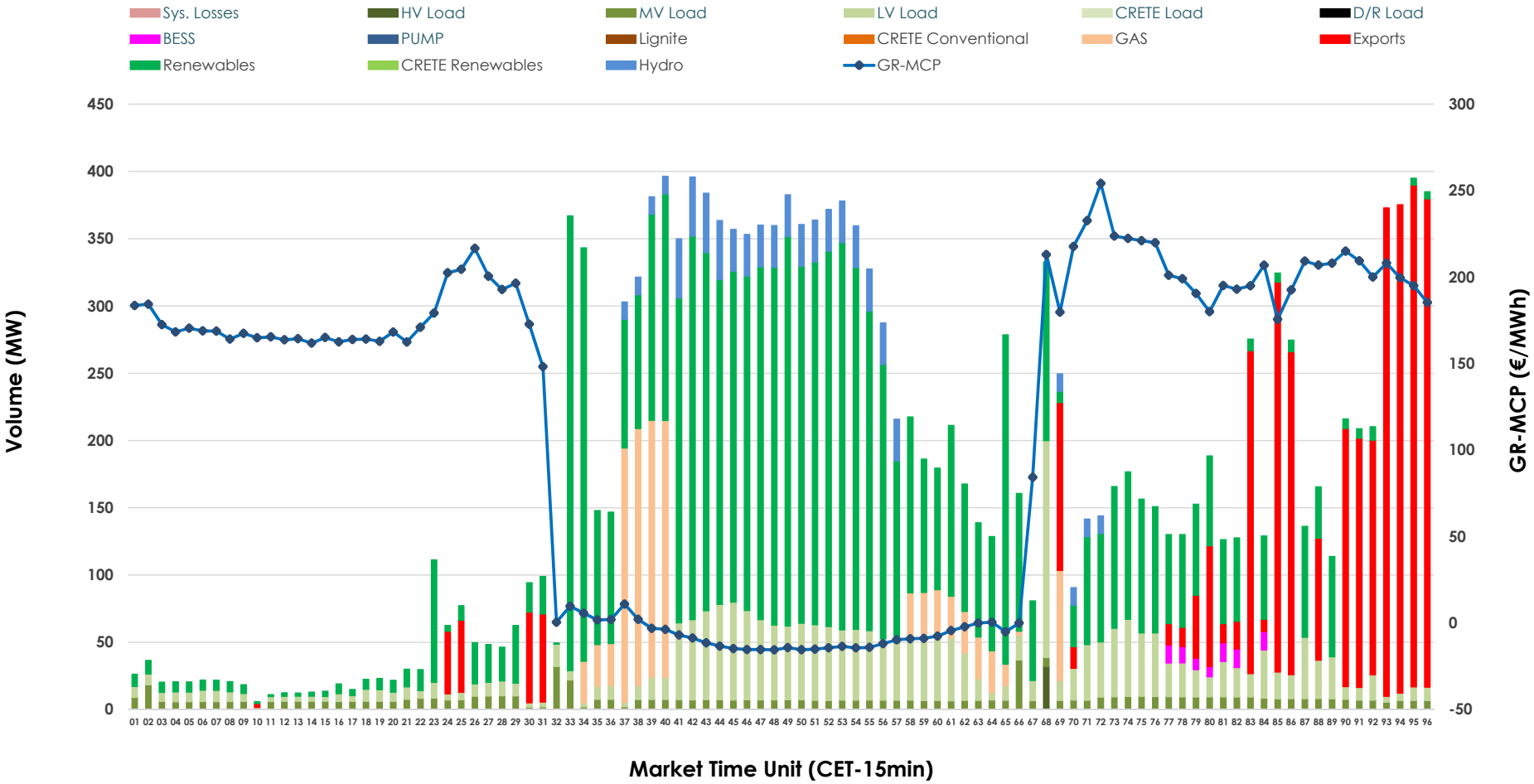

## GR Bidding Zone Weekly Figures

| Delivery Day | 26.09 | 27.09 | 28.09 | 29.09 | 30.09 | 01.10 | 02.10 |
|---|---|---|---|---|---|---|---|
| | -27% | -37% | 37% | -8% | -12% | -3% | 11% |
| Avg.MCP (€/MWh) | 154.76 | 97.24 | 133.21 | 122.03 | 107.53 | 104.83 | 116.70 |
| Max.MCP (€/MWh) | 227.53 | 183.95 | 299.18 | 231.05 | 210.04 | 215.73 | 254.18 |
| Min.MCP (€/MWh) | -0.99 | -8.05 | -6.65 | -2.05 | -7.39 | -13.09 | -15.49 |
| | 8% | 39% | -37% | 8% | -7% | 44% | 5% |
| Tot.Vol(GWh) | 6.44 | 8.98 | 5.67 | 6.13 | 5.73 | 8.23 | 8.65 |

## Trade's Volume Mix

| | | Sell - MWh | Buy - MWh | |
|---|---|---|---|---|
| Lignite | (0.0%) | 0 | 0 | (0.0%) |
| Crete Conv. | (0.0%) | 0 | 0 | (0.0%) |
| Gas | (24.8%) | 1,072 | 293 | (6.8%) |
| Hydro | (0.0%) | 0 | 171 | (3.9%) |
| Imports | (11.9%) | 516 | | |
| RES | (57.3%) | 2,481 | 2,164 | (50.0%) |
| Crete RES | (0.0%) | 0 | 0 | (0.0%) |
| BESS | (0.0%) | 0 | 21 | (0.5%) |
| HV Load | (1.0%) | 42 | 8 | (0.2%) |
| MV Load | (4.2%) | 183 | 191 | (4.4%) |
| LV Load | (0.8%) | 34 | 613 | (14.2%) |
| Crete Load | (0.0%) | 0 | 0 | (0.0%) |
| Pumping | (0.0%) | 0 | 0 | (0.0%) |
| Exports | | | 866 | (20.0%) |
| Sys.Losses | (0.0%) | 0 | 0 | (0.0%) |
| D/R Load | (0.0%) | 0 | 0 | (0.0%) |

## Trades by Order Type

| Delivery Day | | 26.09 | 27.09 | 28.09 | 29.09 | 30.09 | 01.10 | 02.10 | |
|---|---|---|---|---|---|---|---|---|---|
| Ord Price Type | | Sell & Buy Trades in (GWh) per Price Type | | | | | | | (%) |
| PPT | (S) | 0.000 | 0.000 | 0.000 | 0.000 | 0.000 | 0.000 | 0.000 | 0.00% |
| HBD | (S) | 1.661 | 4.256 | 1.946 | 2.657 | 2.712 | 3.756 | 3.811 | 88.08% |
| BLK | (S) | 0.000 | 0.000 | 0.000 | 0.000 | 0.000 | 0.000 | 0.000 | 0.00% |
| CPL | (S) | 1.560 | 0.232 | 0.891 | 0.410 | 0.154 | 0.362 | 0.516 | 11.92% |
| PPT | (B) | 0.000 | 0.000 | 0.000 | 0.000 | 0.000 | 0.000 | 0.000 | 0.00% |
| HBD | (B) | 1.734 | 3.325 | 2.136 | 1.953 | 2.403 | 3.131 | 3.462 | 80.00% |
| BLK | (B) | 0.000 | 0.000 | 0.000 | 0.000 | 0.000 | 0.000 | 0.000 | 0.00% |
| CPL | (B) | 1.487 | 1.163 | 0.701 | 1.114 | 0.463 | 0.987 | 0.866 | 20.00% |
| | | Sell & Buy Orders Traded per Price Type | | | | | | | (%) |
| PPT | (S) | 0 | 0 | 0 | 0 | 0 | 0 | 0 | 0.00% |
| HBD | (S) | 362 | 216 | 222 | 366 | 143 | 226 | 184 | 100.00% |
| BLK | (S) | 0 | 0 | 0 | 0 | 0 | 0 | 0 | 0.00% |
| PPT | (B) | 0 | 0 | 0 | 0 | 0 | 0 | 0 | 0.00% |
| HBD | (B) | 828 | 943 | 803 | 620 | 603 | 921 | 1119 | 100.00% |
| BLK | (B) | 0 | 0 | 0 | 0 | 0 | 0 | 0 | 0.00% |

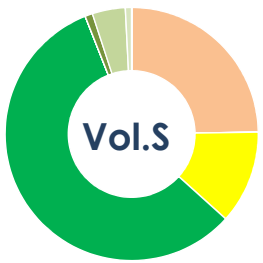


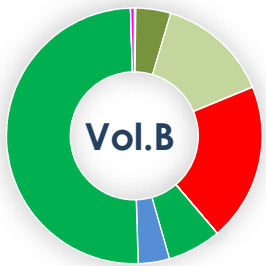

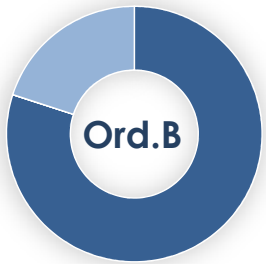


| | |
|---|---|
| MCP | Market Clearing Price (€/MWh) |
| PPT | Priority Price-Taking |
| HBD | Hybrid |
| BLK | Block |
| CPL | Market Coupling Flow |