IDA '2' Market Outlook

06.10.2026 IDA '2' Market - Sell

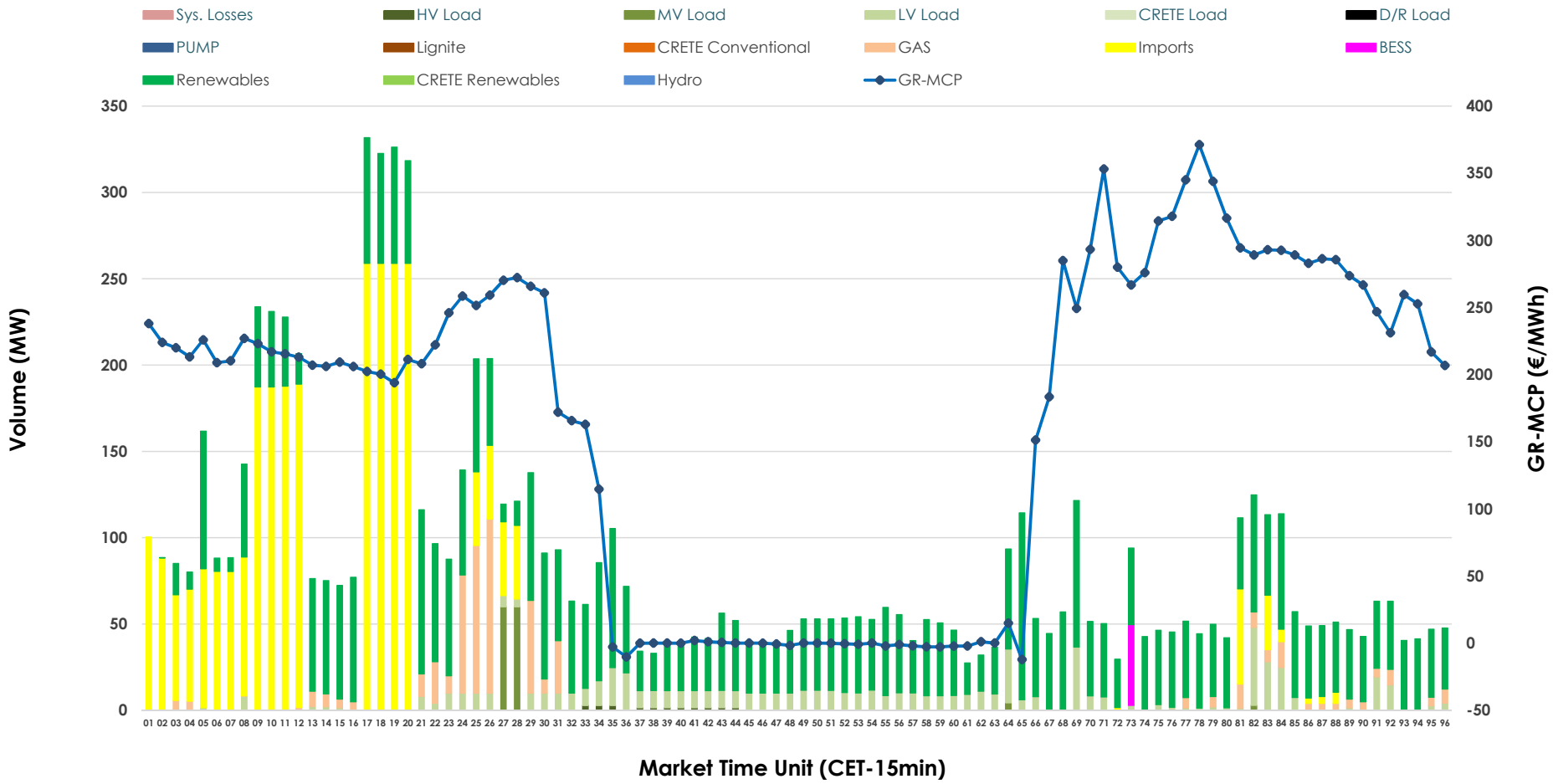

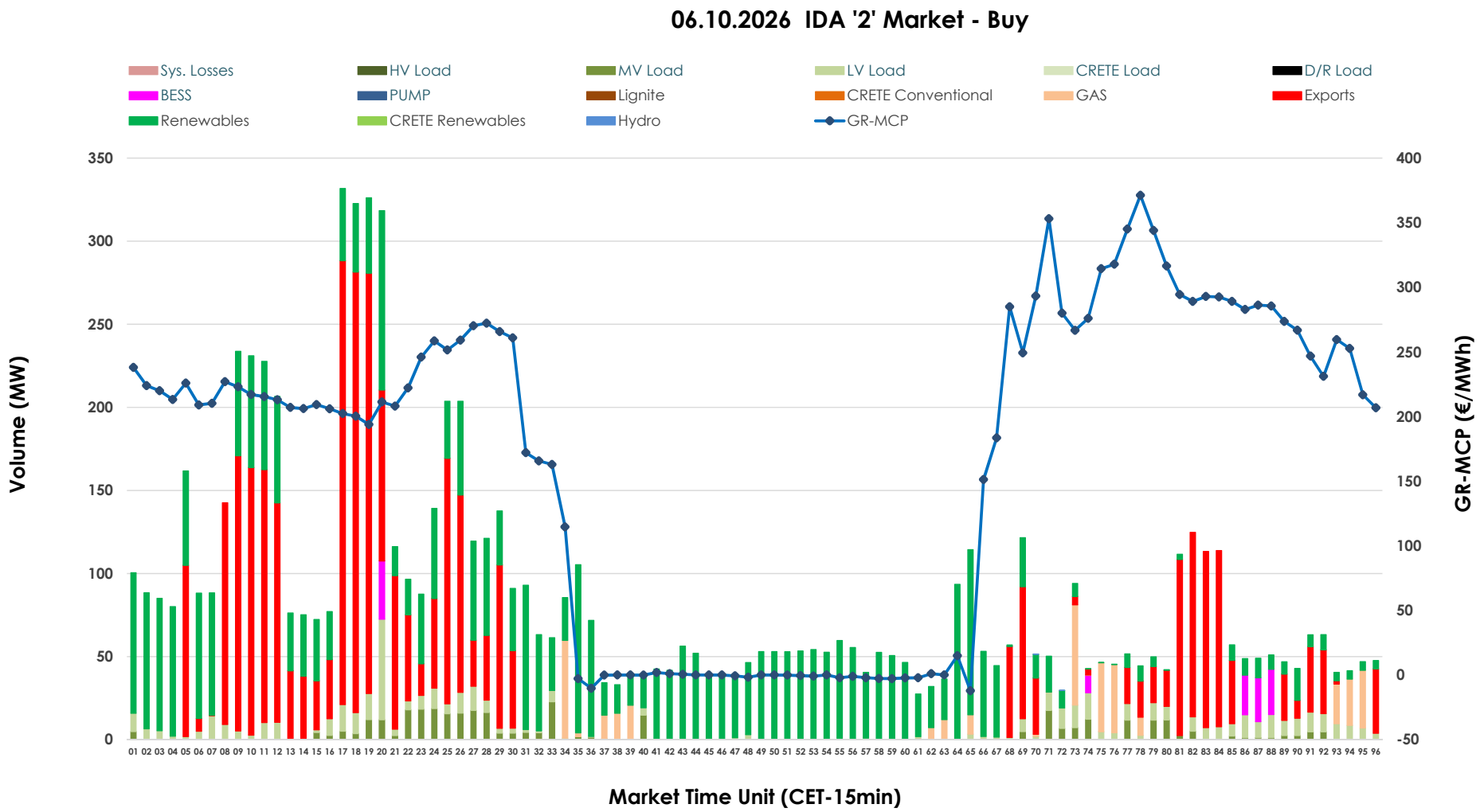
06.10.2026 IDA '2' Market - Buy
Sys. Losses
HV Load
MV Load
LV Load
CRETE Load
D/R Load
BESS
PUMP
Lignite
CRETE Conventional
GAS
Exports
Renewables
CRETE Renewables
Hydro
GR-MCP
Volume (MW)
GR-MCP (€/MWh)
Market Time Unit (CET-15min)

GR Bidding Zone Weekly Figures

Delivery Day	30.09	01.10	02.10	03.10	04.10	05.10	06.10
	-12%	-3%	11%	-6%	1%	34%	13%
Avg.MCP (€/MWh)	107.01	104.04	115.34	108.57	109.48	146.87	166.62
Max.MCP (€/MWh)	193.46	211.71	219.18	212.14	217.98	287.89	371.26
Min.MCP (€/MWh)	-15.01	-40.04	-26.01	-20.01	-25.00	-24.24	-12.16
	-16%	46%	3%	-27%	24%	41%	-43%
Tot.Vol(GWh)	3.89	5.68	5.85	4.25	5.27	7.40	4.22

Trades by Order Type

Delivery Day		30.09	01.10	02.10	03.10	04.10	05.10	06.10	
Ord Price Type		Sell & Buy Trades in (GWh) per Price Type							(%)
PPT	(S)	0.000	0.000	0.000	0.000	0.000	0.000	0.000	0.00%
HBD	(S)	1.619	2.436	2.388	1.860	1.167	2.357	1.435	68.01%
BLK	(S)	0.000	0.000	0.000	0.000	0.000	0.000	0.000	0.00%
CPL	(S)	0.326	0.402	0.537	0.265	1.468	1.346	0.675	31.99%
PPT	(B)	0.000	0.000	0.000	0.000	0.000	0.000	0.000	0.00%
HBD	(B)	1.761	2.624	2.725	1.977	1.963	3.285	1.243	58.88%
BLK	(B)	0.000	0.000	0.000	0.000	0.000	0.000	0.000	0.00%
CPL	(B)	0.183	0.214	0.200	0.148	0.672	0.417	0.868	41.12%
		Sell & Buy Orders Traded per Price Type							(%)
PPT	(S)	0	0	0	0	0	0	0	0.00%
HBD	(S)	415	256	275	322	295	359	302	100.00%
BLK	(S)	0	0	0	0	0	0	0	0.00%
PPT	(B)	0	0	0	0	0	0	0	0.00%
HBD	(B)	503	353	508	425	501	713	337	100.00%
BLK	(B)	0	0	0	0	0	0	0	0.00%

MCP	Market Clearing Price (€/MWh)
PPT	Priority Price-Taking
HBD	Hybrid
BLK	Block
CPL	Market Coupling Flow

Trade's Volume Mix
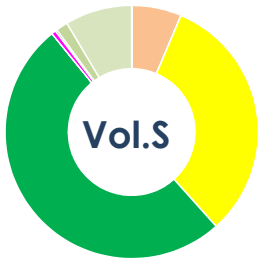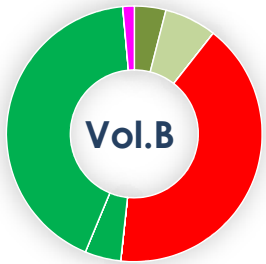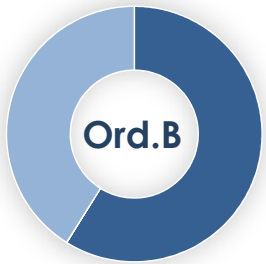
		Sell - MWh	Buy - MWh	
Lignite	(0.0%)	0	0	(0.0%)
Crete Conv.	(0.0%)	0	0	(0.0%)
Gas	(6.4%)	135	96	(4.5%)
Hydro	(0.0%)	0	0	(0.0%)
Imports	(32.0%)	675		
RES	(50.8%)	1,072	893	(42.3%)
Crete RES	(0.0%)	0	0	(0.0%)
BESS	(0.6%)	12	31	(1.5%)
HV Load	(0.2%)	5	0	(0.0%)
MV Load	(1.5%)	32	84	(4.0%)
LV Load	(8.5%)	180	139	(6.6%)
Crete Load	(0.0%)	0	0	(0.0%)
Pumping	(0.0%)	0	0	(0.0%)
Exports			868	(41.1%)
Sys.Losses	(0.0%)	0	0	(0.0%)
D/R Load	(0.0%)	0	0	(0.0%)