IDA '2' Market Outlook

22.06.2026 IDA '2' Market - Sell

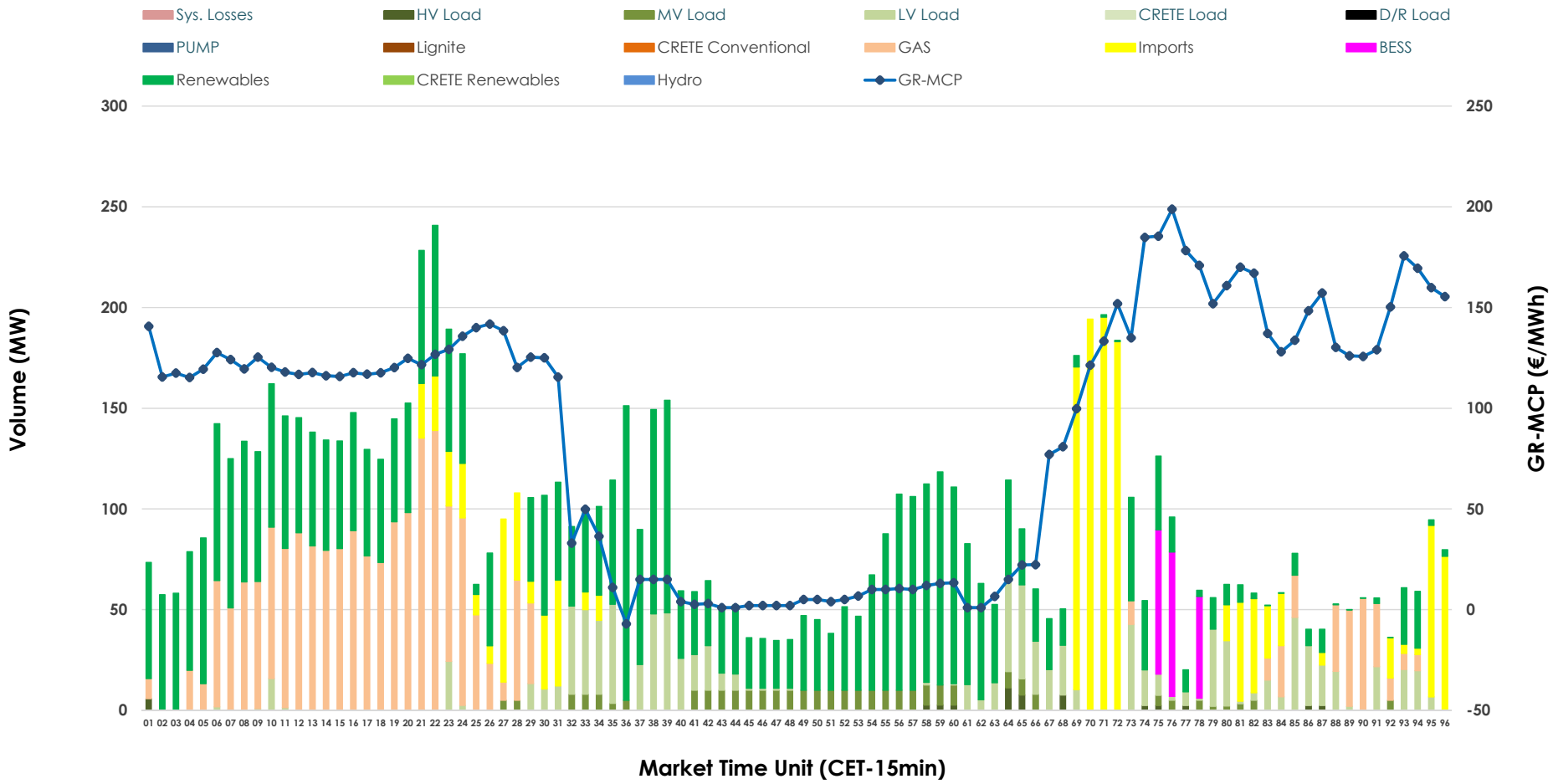

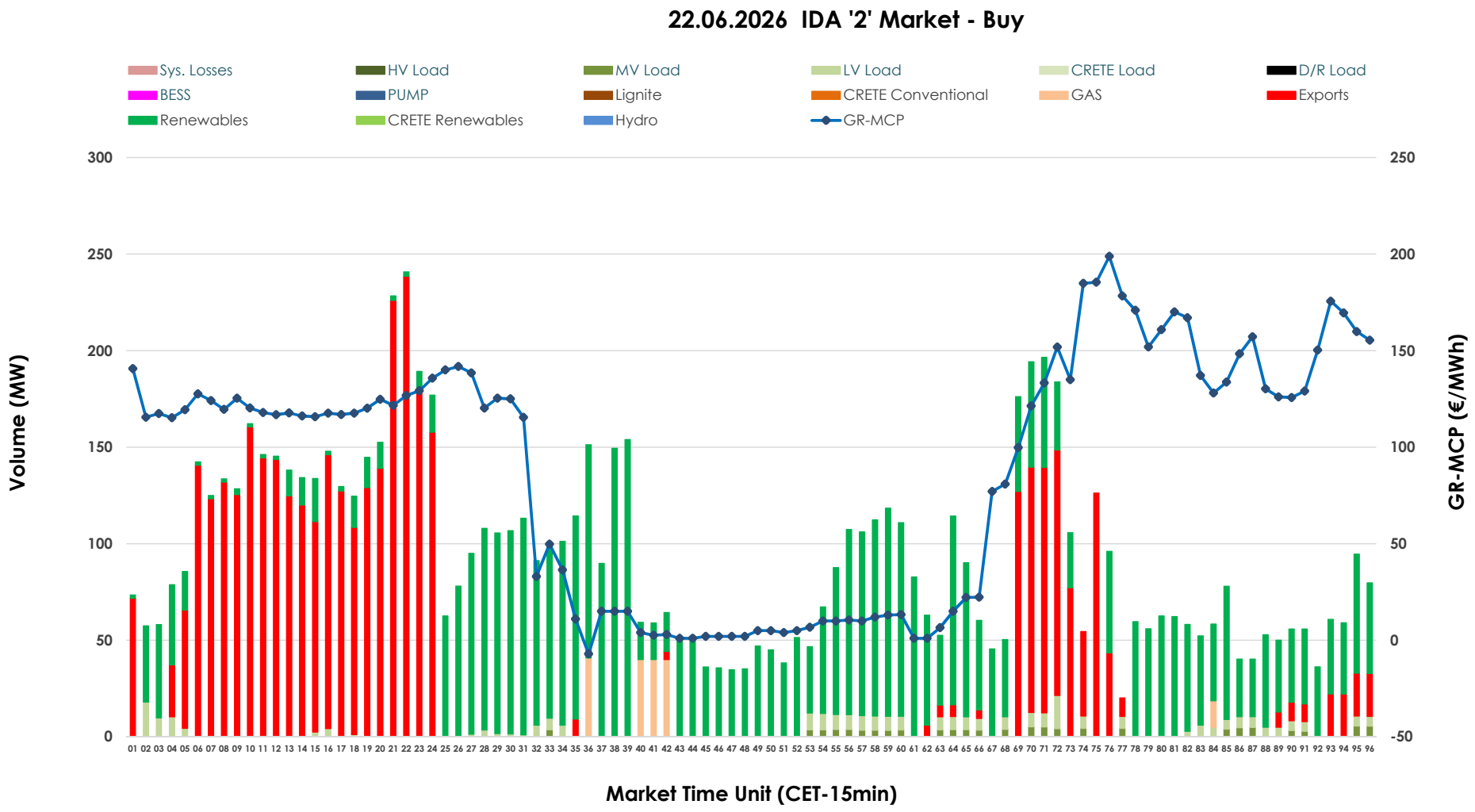
22.06.2026 IDA '2' Market - Buy
Sys. Losses
HV Load
MV Load
LV Load
CRETE Load
D/R Load
BESS
PUMP
Lignite
CRETE Conventional
GAS
Exports
Renewables
CRETE Renewables
Hydro
GR-MCP
Volume (MW)
GR-MCP (€/MWh)
Market Time Unit (CET-15min)

GR Bidding Zone Weekly Figures

Delivery Day	16.06	17.06	18.06	19.06	20.06	21.06	22.06
	22%	17%	-35%	5%	-17%	1%	32%
Avg.MCP (€/MWh)	101.69	118.80	77.07	80.81	67.00	67.68	89.37
Max.MCP (€/MWh)	167.90	178.08	168.45	154.00	137.00	149.27	198.83
Min.MCP (€/MWh)	14.88	49.35	-13.10	-0.57	-3.24	-12.65	-7.06
	-2%	93%	-59%	45%	55%	-29%	-7%
Tot.Vol(GWh)	3.84	7.43	3.06	4.43	6.88	4.87	4.54

Trades by Order Type

Delivery Day		16.06	17.06	18.06	19.06	20.06	21.06	22.06	
Ord Price Type		Sell & Buy Trades in (GWh) per Price Type							(%)
PPT	(S)	0.000	0.000	0.000	0.000	0.000	0.000	0.000	0.00%
HBD	(S)	1.266	2.393	1.503	2.024	2.879	2.192	1.905	83.86%
BLK	(S)	0.000	0.000	0.000	0.000	0.000	0.000	0.000	0.00%
CPL	(S)	0.655	1.320	0.025	0.189	0.560	0.246	0.367	16.14%
PPT	(B)	0.000	0.000	0.000	0.000	0.000	0.000	0.000	0.00%
HBD	(B)	1.279	1.322	1.042	1.629	2.661	1.807	1.299	57.19%
BLK	(B)	0.000	0.000	0.000	0.000	0.000	0.000	0.000	0.00%
CPL	(B)	0.642	2.391	0.487	0.584	0.777	0.630	0.973	42.81%
		Sell & Buy Orders Traded per Price Type							(%)
PPT	(S)	0	0	0	0	0	0	0	0.00%
HBD	(S)	266	384	277	366	311	327	374	100.00%
BLK	(S)	0	0	0	0	0	0	0	0.00%
PPT	(B)	0	0	0	0	0	0	0	0.00%
HBD	(B)	449	355	247	361	435	629	342	100.00%
BLK	(B)	0	0	0	0	0	0	0	0.00%

MCP	Market Clearing Price (€/MWh)
PPT	Priority Price-Taking
HBD	Hybrid
BLK	Block
CPL	Market Coupling Flow

Trade's Volume Mix
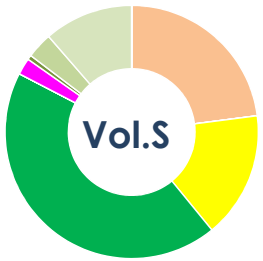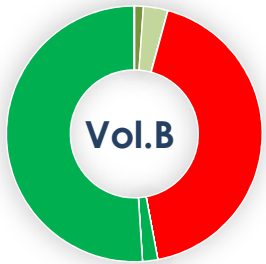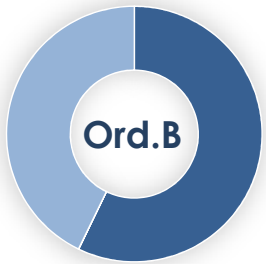
		Sell - MWh	Buy - MWh	
Lignite	(0.0%)	0	0	(0.0%)
Crete Conv.	(0.0%)	0	0	(0.0%)
Gas	(22.9%)	521	43	(1.9%)
Hydro	(0.0%)	0	0	(0.0%)
Imports	(16.1%)	367		
RES	(43.5%)	989	1,159	(51.0%)
Crete RES	(0.0%)	0	0	(0.0%)
BESS	(2.1%)	48	0	(0.0%)
HV Load	(0.6%)	13	0	(0.0%)
MV Load	(3.3%)	75	26	(1.2%)
LV Load	(11.4%)	259	70	(3.1%)
Crete Load	(0.0%)	0	0	(0.0%)
Pumping	(0.0%)	0	0	(0.0%)
Exports			973	(42.8%)
Sys.Losses	(0.0%)	0	0	(0.0%)
D/R Load	(0.0%)	0	0	(0.0%)