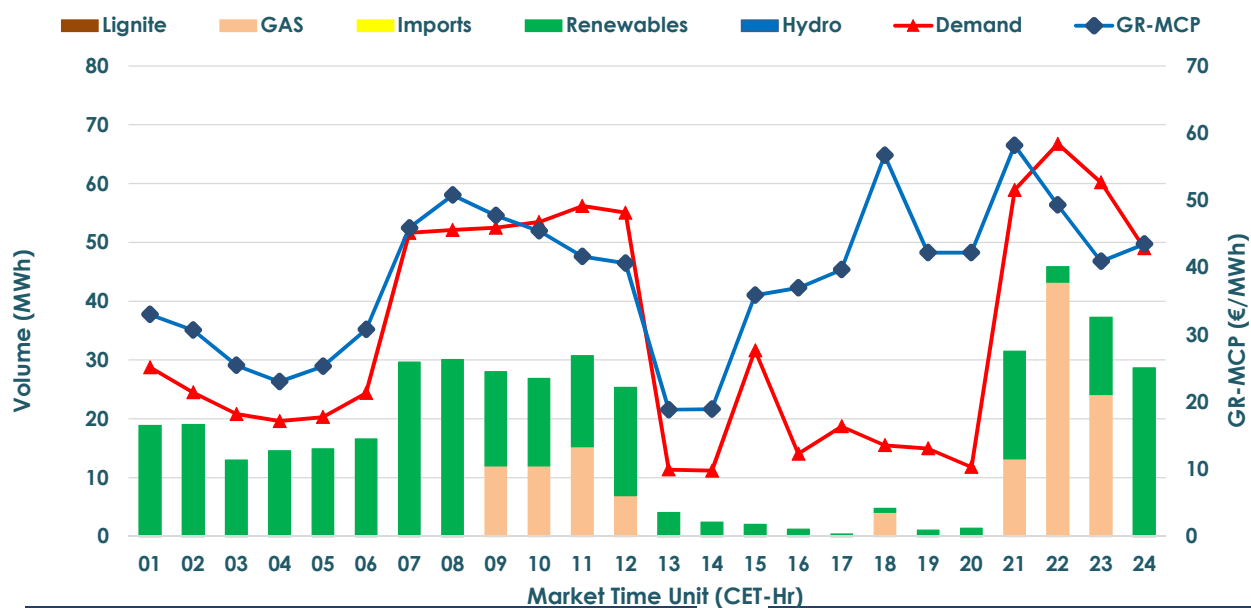


29.12.2020 Local Intraday '2' Market



GR Bidding Zone Weekly Figures

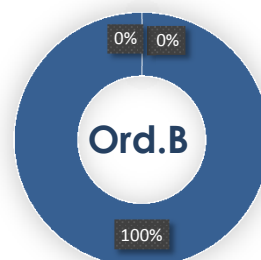

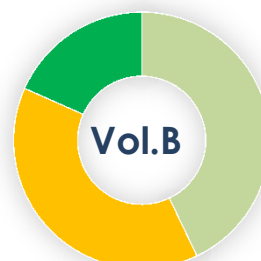
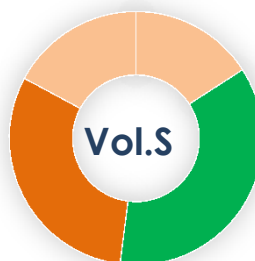
| Delivery Day | 23.12 | 24.12 | 25.12 | 26.12 | 27.12 | 28.12 | 29.12 |
|-----------------|--------|-------|-------|---------|--------|--------|--------|
| | ⬇️-5% | ⬆️43% | ⬇️-5% | ⬇️-70% | ⬆️389% | ⬇️-34% | ⬇️-5% |
| Avg.MCP (€/MWh) | 31.34 | 44.68 | 42.40 | 12.55 | 61.33 | 40.65 | 38.49 |
| Max.MCP (€/MWh) | 55.03 | 96.55 | 71.44 | 25.00 | 84.01 | 62.00 | 58.16 |
| Min.MCP (€/MWh) | -10.00 | 5.77 | 26.03 | 10.01 | 31.38 | 11.24 | 18.86 |
| | ⬆️28% | ⬆️29% | ⬆️11% | ⬆️1259% | ⬆️-4% | ⬇️-92% | ⬆️170% |
| Tot.Vol(GWh) | 0.40 | 0.52 | 0.57 | 7.80 | 7.50 | 0.61 | 1.65 |

Trades by Order Type

| Delivery Day | 23.12 | 24.12 | 25.12 | 26.12 | 27.12 | 28.12 | 29.12 |
|--------------|---|-------|-------|-------|-------|-------|-------|
| Order P.T | Sell & Buy Trades in (GWh) per Price Type | | | | | | |
| PPT (S) | | | | | | | |
| HBD (S) | 0.201 | 0.259 | 0.287 | 3.901 | 3.750 | 0.305 | 0.823 |
| BLK (S) | | | | | | | |
| CPL (S) | | | | | | | |
| PPT (B) | | | | | | | |
| HBD (B) | 0.201 | 0.259 | 0.287 | 3.901 | 3.750 | 0.305 | 0.823 |
| BLK (B) | | | | | | | |
| CPL (B) | | | | | | | |
| | Sell & Buy Orders Traded per Price Type | | | | | | |
| PPT (S) | | | | | | | |
| HBD (S) | 132 | 138 | 145 | 107 | 209 | 127 | 268 |
| BLK (S) | | | | | | | |
| PPT (B) | | | | | | | |
| HBD (B) | 120 | 174 | 142 | 151 | 146 | 99 | 137 |
| BLK (B) | | | | | | | |

Trade's Volume Mix

| | | Sell - MWh | | Buy - MWh | |
|------------|-------|------------|-----|-----------|-------|
| Lignite | (0%) | 0 | 0 | 0 | (0%) |
| Gas | (16%) | 131 | 319 | 319 | (39%) |
| Hydro | (0%) | 0 | 0 | 0 | (0%) |
| Imports | (0%) | 0 | 0 | 0 | (0%) |
| Renewables | (36%) | 297 | 151 | 151 | (18%) |
| HV Load | (0%) | 0 | 0 | 0 | (0%) |
| MV Load | (31%) | 254 | 0 | 0 | (0%) |
| LV Load | (17%) | 141 | 353 | 353 | (43%) |
| Pumping | (0%) | 0 | 0 | 0 | (0%) |
| Exports | | 0 | 0 | 0 | (0%) |
| Sys.Losses | (0%) | 0 | 0 | 0 | (0%) |



MCP Market Clearing Price (€/MWh)
PPT Priority Price-Taking
HBD Hybrid
BLK Block
CPL Market Coupling Flow