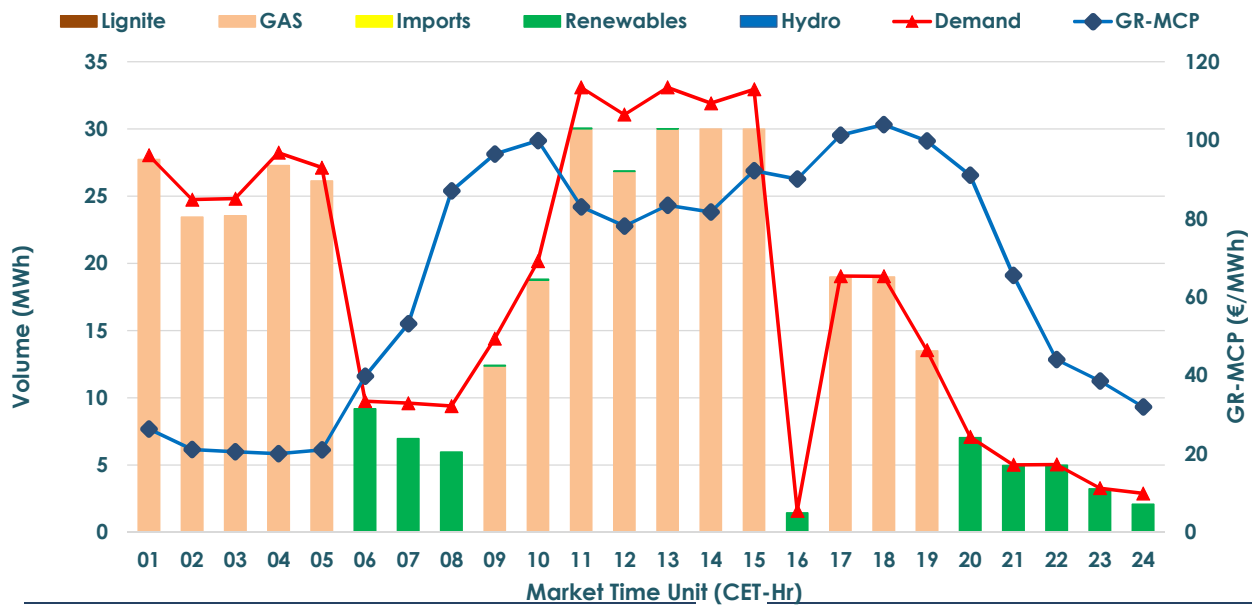


09.12.2020 Local Intraday '2' Market



GR Bidding Zone Weekly Figures

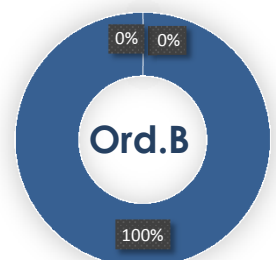
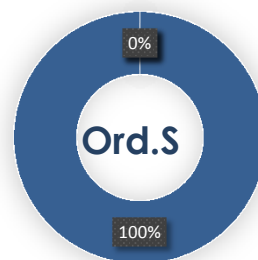
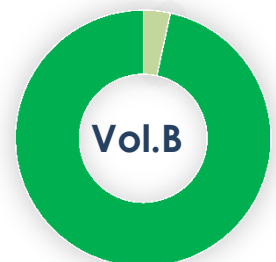
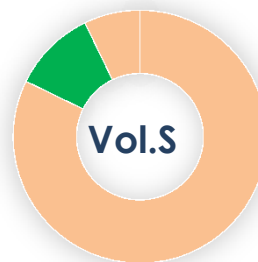
| Delivery Day | 03.12 | 04.12 | 05.12 | 06.12 | 07.12 | 08.12 | 09.12 |
|-----------------|--------|--------|--------|--------|-------|--------|--------|
| | ⬇️-13% | ⬇️-22% | ⬇️-17% | ⬇️-17% | ⬆️25% | ⬆️12% | ⬇️-10% |
| Avg.MCP (€/MWh) | 96.79 | 75.23 | 62.08 | 51.57 | 64.71 | 72.56 | 65.43 |
| Max.MCP (€/MWh) | 150.02 | 116.27 | 100.68 | 76.02 | 99.00 | 110.01 | 104.00 |
| Min.MCP (€/MWh) | 39.84 | 20.00 | 20.00 | 33.56 | 10.43 | 42.29 | 20.05 |
| | ⬇️-38% | ⬆️69% | ⬆️479% | ⬇️-84% | ⬆️37% | ⬇️-63% | ⬆️125% |
| Tot.Vol(GWh) | 0.49 | 0.83 | 4.81 | 0.76 | 1.05 | 0.39 | 0.87 |

Trades by Order Type

| Delivery Day | 03.12 | 04.12 | 05.12 | 06.12 | 07.12 | 08.12 | 09.12 |
|--------------|---|-------|-------|-------|-------|-------|-------|
| Order P.T | Sell & Buy Trades in (GWh) per Price Type | | | | | | |
| PPT (S) | | | | | | | |
| HBD (S) | 0.246 | 0.415 | 2.404 | 0.382 | 0.523 | 0.194 | 0.435 |
| BLK (S) | | | | | | | |
| CPL (S) | | | | | | | |
| PPT (B) | | | | | | | |
| HBD (B) | 0.246 | 0.415 | 2.404 | 0.382 | 0.523 | 0.194 | 0.435 |
| BLK (B) | | | | | | | |
| CPL (B) | | | | | | | |
| | Sell & Buy Orders Traded per Price Type | | | | | | |
| PPT (S) | | | | | | | |
| HBD (S) | 110 | 186 | 165 | 192 | 192 | 174 | 99 |
| BLK (S) | | | | | | | |
| PPT (B) | | | | | | | |
| HBD (B) | 81 | 101 | 147 | 123 | 190 | 128 | 141 |
| BLK (B) | | | | | | | |

Trade's Volume Mix

| | | Sell - MWh | | Buy - MWh | |
|------------|-------|------------|-----|-----------|-------|
| Lignite | (0%) | 0 | 0 | 0 | (0%) |
| Gas | (82%) | 358 | 0 | 0 | (0%) |
| Hydro | (0%) | 0 | 0 | 0 | (0%) |
| Imports | (0%) | 0 | 0 | 0 | (0%) |
| Renewables | (11%) | 46 | 420 | 466 | (97%) |
| HV Load | (0%) | 0 | 0 | 0 | (0%) |
| MV Load | (0%) | 0 | 0 | 0 | (0%) |
| LV Load | (7%) | 31 | 15 | 46 | (3%) |
| Pumping | (0%) | 0 | 0 | 0 | (0%) |
| Exports | | 0 | 0 | 0 | (0%) |
| Sys.Losses | (0%) | 0 | 0 | 0 | (0%) |



MCP Market Clearing Price (€/MWh)
PPT Priority Price-Taking
HBD Hybrid
BLK Block
CPL Market Coupling Flow