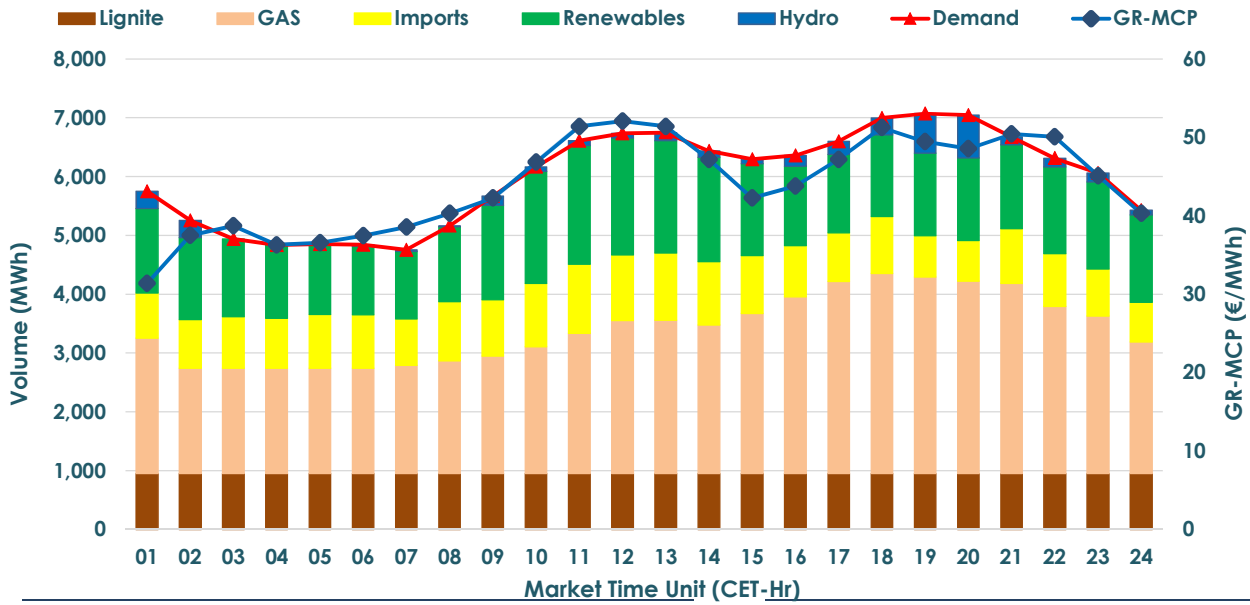


13.12.2020 Day-Ahead Market



GR Bidding Zone Weekly Figures

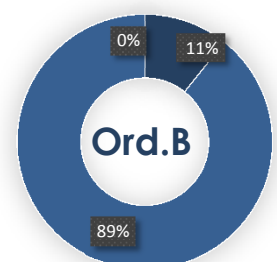
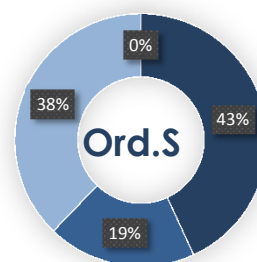
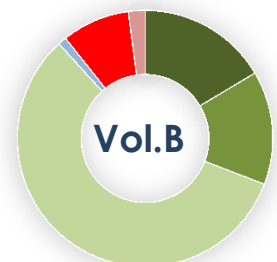
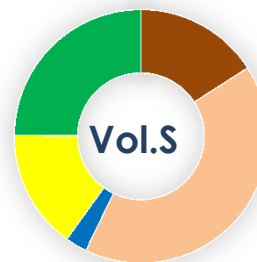
| Delivery Day | 07.12 | 08.12 | 09.12 | 10.12 | 11.12 | 12.12 | 13.12 |
|-----------------|--------|--------|--------|--------|--------|--------|--------|
| | ⬆️12% | ⬆️33% | ⬆️1% | ⬆️12% | ⬆️10% | ⬆️15% | ⬆️10% |
| Avg.MCP (€/MWh) | 53.69 | 71.17 | 71.94 | 63.09 | 56.90 | 48.63 | 44.01 |
| Max.MCP (€/MWh) | 91.46 | 110.01 | 104.10 | 97.21 | 79.54 | 65.23 | 52.08 |
| Min.MCP (€/MWh) | 4.92 | 41.38 | 32.00 | 22.28 | 37.00 | 29.90 | 31.39 |
| | ⬆️8% | ⬆️2% | ⬆️14% | ⬆️3% | ⬆️7% | ⬆️1% | ⬆️8% |
| Tot.Vol(GWh) | 305.65 | 300.41 | 342.88 | 332.11 | 309.22 | 312.26 | 287.14 |

Trades by Order Type

| Delivery Day | 07.12 | 08.12 | 09.12 | 10.12 | 11.12 | 12.12 | 13.12 |
|---|---|---------|---------|---------|---------|---------|---------|
| Order P.T | Sell & Buy Trades in (GWh) per Price Type | | | | | | |
| PPT | (S) | 69.122 | 46.504 | 73.454 | 70.540 | 63.815 | 59.529 |
| HBD | (S) | 27.907 | 34.698 | 33.222 | 31.680 | 30.075 | 31.290 |
| BLK | (S) | 55.798 | 69.001 | 64.764 | 63.836 | 60.718 | 65.311 |
| CPL | (S) | | | | | | |
| PPT | (B) | 15.424 | 4.220 | 19.305 | 17.797 | 17.645 | 15.465 |
| HBD | (B) | 137.404 | 145.983 | 152.135 | 148.258 | 136.963 | 140.665 |
| BLK | (B) | | | | | | |
| CPL | (B) | | | | | | |
| Sell & Buy Orders Traded per Price Type | | | | | | | |
| PPT | (S) | 678 | 648 | 606 | 614 | 709 | 683 |
| HBD | (S) | 802 | 1031 | 748 | 777 | 1018 | 883 |
| BLK | (S) | 420 | 532 | 496 | 464 | 448 | 468 |
| PPT | (B) | 124 | 92 | 173 | 157 | 128 | 149 |
| HBD | (B) | 2011 | 1937 | 2274 | 2224 | 2017 | 2064 |
| BLK | (B) | | | | | | |

Trade's Volume Mix

| | | Sell - MWh | Buy - MWh | |
|------------|-------|------------|-----------|-------|
| Lignite | (16%) | 22,848 | 0 | (0%) |
| Gas | (41%) | 59,215 | 0 | (0%) |
| Hydro | (3%) | 3,992 | 0 | (0%) |
| Imports | (15%) | 21,832 | | |
| Renewables | (25%) | 35,683 | 0 | (0%) |
| HV Load | (0%) | 0 | 23,653 | (16%) |
| MV Load | (0%) | 0 | 20,574 | (14%) |
| LV Load | (0%) | 0 | 82,441 | (57%) |
| Pumping | (0%) | 0 | 1,535 | (1%) |
| Exports | | | 12,328 | (9%) |
| Sys.Losses | (0%) | 0 | 3,040 | (2%) |



MCP Market Clearing Price (€/MWh)
PPT Priority Price-Taking
HBD Hybrid
BLK Block
CPL Market Coupling Flow