IDA '1' Market Outlook

05.10.2026 IDA '1' Market - Sell

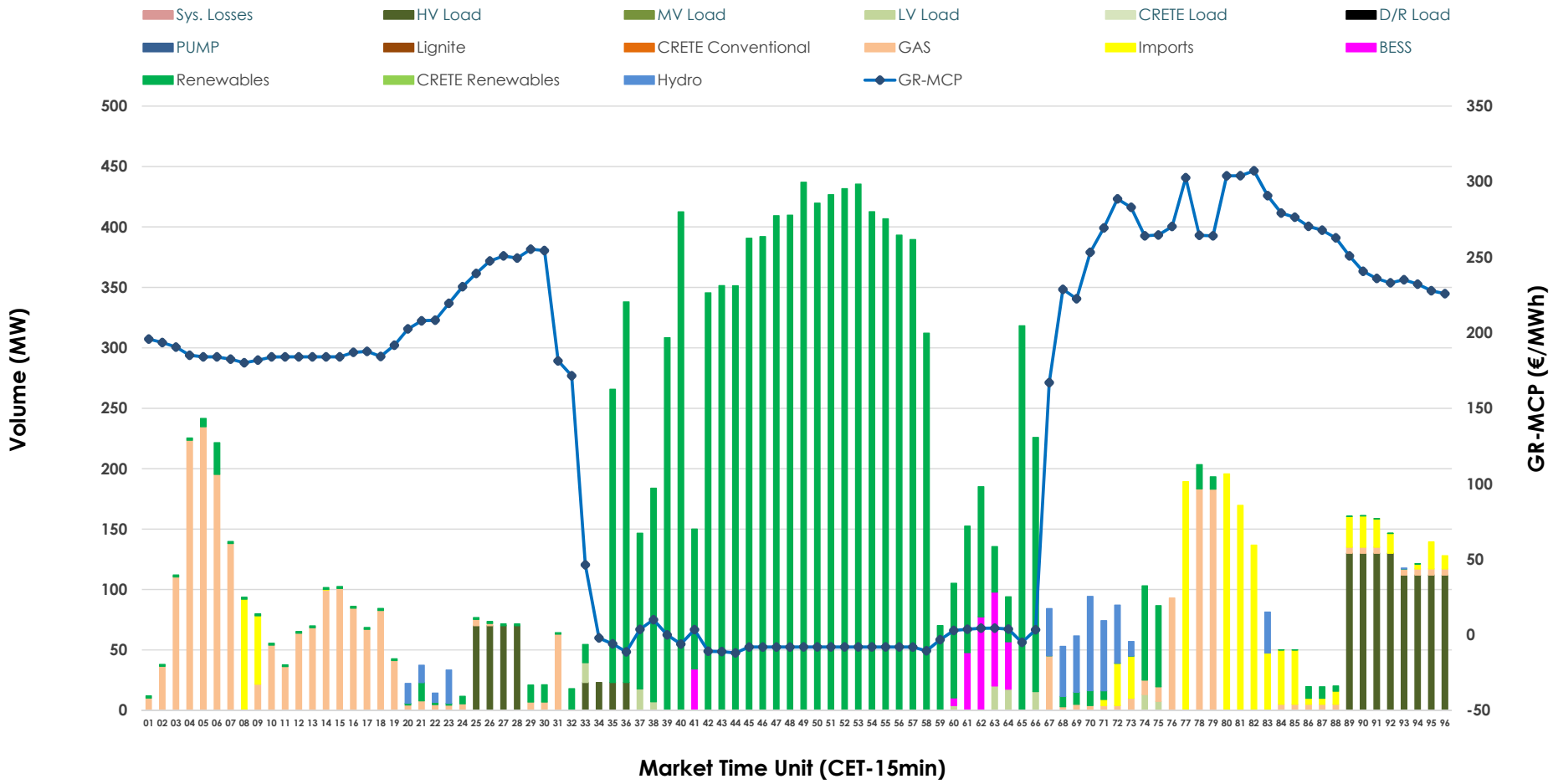

05.10.2026 IDA '1' Market - Buy

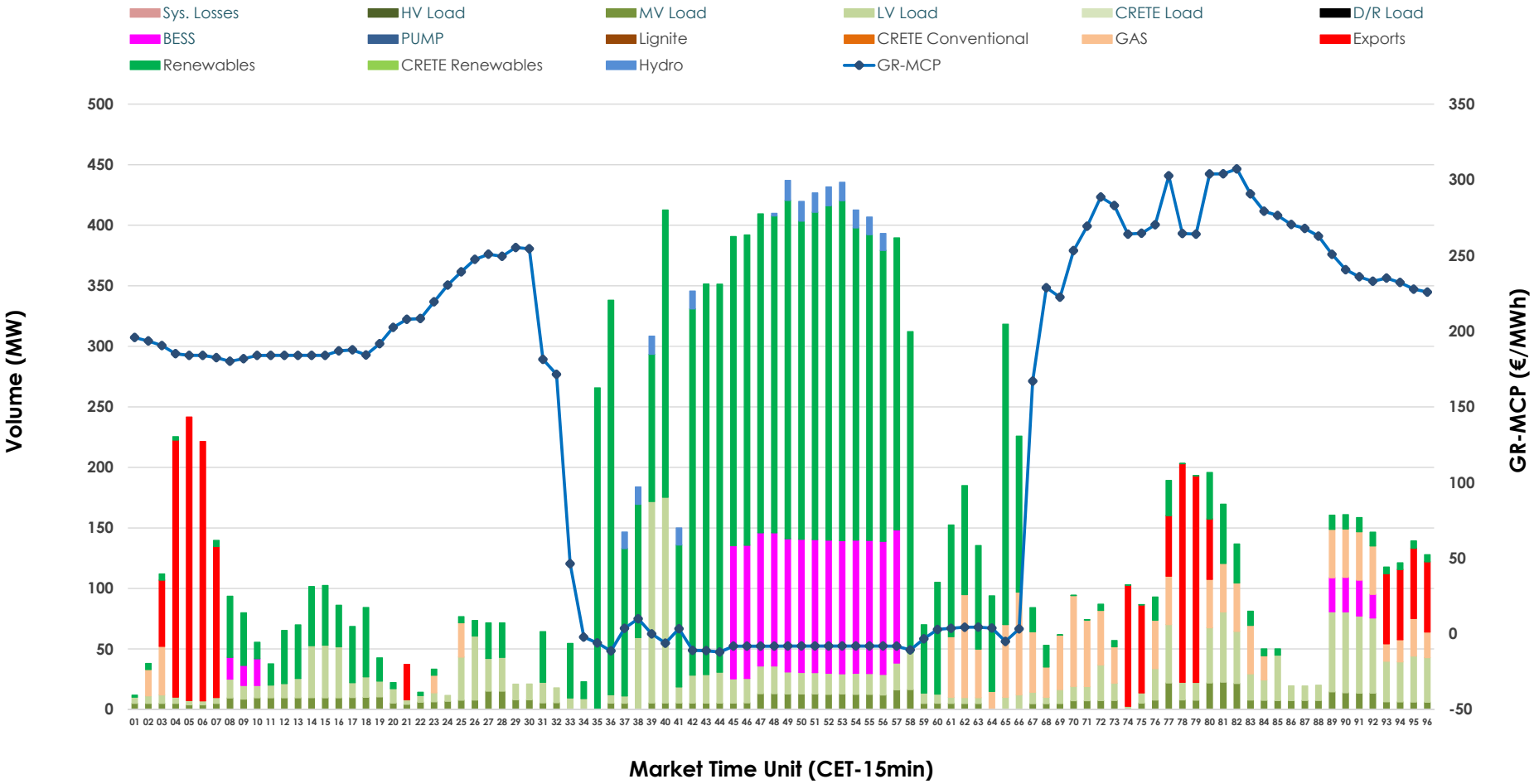

GR Bidding Zone Weekly Figures

Delivery Day	29.09	30.09	01.10	02.10	03.10	04.10	05.10
	-8%	-12%	-3%	11%	-11%	5%	35%
Avg.MCP (€/MWh)	122.03	107.53	104.83	116.70	104.09	109.41	147.28
Max.MCP (€/MWh)	231.05	210.04	215.73	254.18	201.77	216.66	307.16
Min.MCP (€/MWh)	-2.05	-7.39	-13.09	-15.49	-20.00	-25.00	-11.99
	8%	-7%	44%	5%	-17%	-37%	72%
Tot.Vol(GWh)	6.13	5.73	8.23	8.65	7.21	4.53	7.78

Trade's Volume Mix

		Sell - MWh	Buy - MWh	
Lignite	(0.0%)	0	0	(0.0%)
Crete Conv.	(0.0%)	0	0	(0.0%)
Gas	(15.4%)	600	317	(8.2%)
Hydro	(2.7%)	106	49	(1.3%)
Imports	(7.7%)	300		
RES	(62.9%)	2,446	1,940	(49.9%)
Crete RES	(0.0%)	0	0	(0.0%)
BESS	(1.8%)	71	398	(10.2%)
HV Load	(8.6%)	335	0	(0.0%)
MV Load	(0.0%)	0	195	(5.0%)
LV Load	(0.8%)	30	557	(14.3%)
Crete Load	(0.0%)	0	0	(0.0%)
Pumping	(0.0%)	0	0	(0.0%)
Exports			431	(11.1%)
Sys.Losses	(0.0%)	0	0	(0.0%)
D/R Load	(0.0%)	0	0	(0.0%)

Trades by Order Type

Delivery Day		29.09	30.09	01.10	02.10	03.10	04.10	05.10	
Ord Price Type		Sell & Buy Trades in (GWh) per Price Type							(%)
PPT	(S)	0.000	0.000	0.000	0.000	0.000	0.000	0.000	0.00%
HBD	(S)	2.657	2.712	3.756	3.811	3.036	1.307	3.587	92.27%
BLK	(S)	0.000	0.000	0.000	0.000	0.000	0.000	0.000	0.00%
CPL	(S)	0.410	0.154	0.362	0.516	0.568	0.957	0.300	7.73%
PPT	(B)	0.000	0.000	0.000	0.000	0.000	0.000	0.000	0.00%
HBD	(B)	1.953	2.403	3.131	3.462	2.802	1.735	3.456	88.91%
BLK	(B)	0.000	0.000	0.000	0.000	0.000	0.000	0.000	0.00%
CPL	(B)	1.114	0.463	0.987	0.866	0.802	0.529	0.431	11.09%
		Sell & Buy Orders Traded per Price Type							(%)
PPT	(S)	0	0	0	0	0	0	0	0.00%
HBD	(S)	366	143	226	184	245	192	170	100.00%
BLK	(S)	0	0	0	0	0	0	0	0.00%
PPT	(B)	0	0	0	0	0	0	0	0.00%
HBD	(B)	620	603	921	1119	973	512	769	100.00%
BLK	(B)	0	0	0	0	0	0	0	0.00%

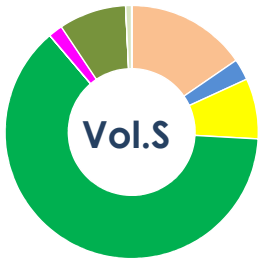

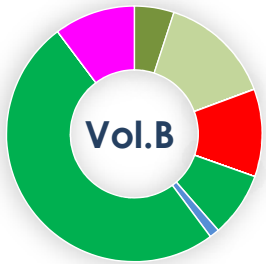



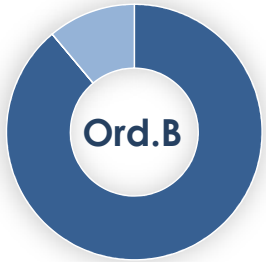

MCP	Market Clearing Price (€/MWh)
PPT	Priority Price-Taking
HBD	Hybrid
BLK	Block
CPL	Market Coupling Flow