IDA '1' Market Outlook

17.10.2026 IDA '1' Market - Sell

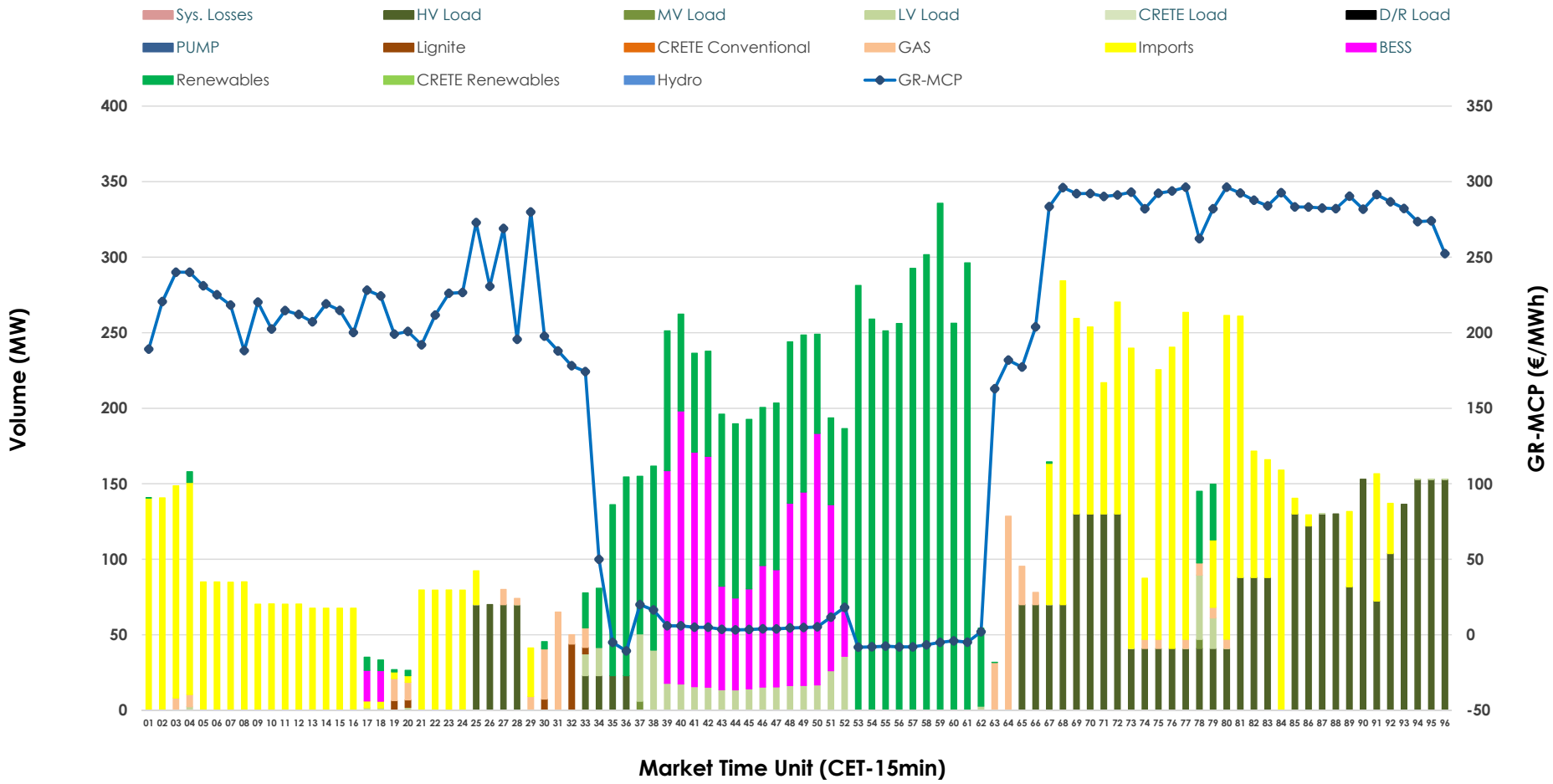

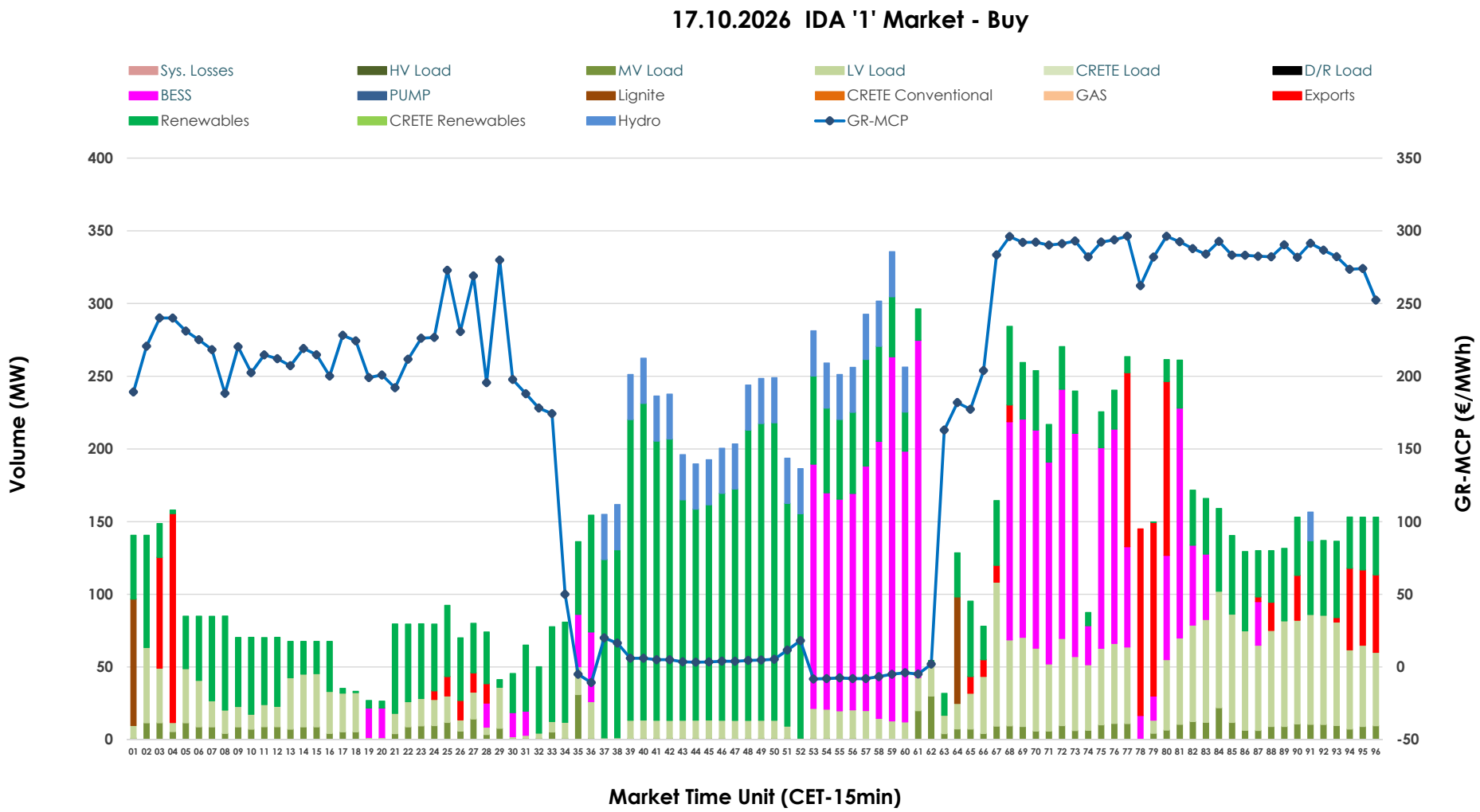
17.10.2026 IDA '1' Market - Buy
Sys. Losses
HV Load
MV Load
LV Load
CRETE Load
D/R Load
BESS
PUMP
Lignite
CRETE Conventional
GAS
Exports
Renewables
CRETE Renewables
Hydro
GR-MCP
Volume (MW)
GR-MCP (€/MWh)
Market Time Unit (CET-15min)

GR Bidding Zone Weekly Figures

Delivery Day	11.10	12.10	13.10	14.10	15.10	16.10	17.10
	-27%	41%	2%	-39%	19%	27%	-17%
Avg.MCP (€/MWh)	154.57	218.50	223.05	136.58	162.68	206.49	172.12
Max.MCP (€/MWh)	235.61	314.23	273.84	249.47	307.52	336.03	296.33
Min.MCP (€/MWh)	-9.99	100.60	170.54	-13.34	-7.53	-3.18	-10.71
	-17%	15%	5%	114%	-43%	-32%	17%
Tot.Vol(GWh)	6.21	7.17	7.53	16.10	9.20	6.30	7.37

Trades by Order Type

Delivery Day		11.10	12.10	13.10	14.10	15.10	16.10	17.10	
Ord Price Type		Sell & Buy Trades in (GWh) per Price Type							(%)
PPT	(S)	0.000	0.000	0.000	0.000	0.000	0.000	0.000	0.00%
HBD	(S)	2.226	2.234	2.046	7.124	1.651	1.893	2.584	70.13%
BLK	(S)	0.000	0.000	0.000	0.000	0.000	0.000	0.000	0.00%
CPL	(S)	0.880	1.350	1.717	0.926	2.950	1.256	1.100	29.87%
PPT	(B)	0.000	0.000	0.000	0.000	0.000	0.000	0.000	0.00%
HBD	(B)	2.087	1.961	1.880	6.637	3.169	2.323	3.426	93.01%
BLK	(B)	0.000	0.000	0.000	0.000	0.000	0.000	0.000	0.00%
CPL	(B)	1.020	1.622	1.883	1.413	1.432	0.826	0.258	6.99%
		Sell & Buy Orders Traded per Price Type							(%)
PPT	(S)	0	0	0	0	0	0	0	0.00%
HBD	(S)	390	261	203	391	294	367	144	100.00%
BLK	(S)	0	0	0	0	0	0	0	0.00%
PPT	(B)	0	0	0	0	0	0	0	0.00%
HBD	(B)	582	799	569	631	666	630	868	100.00%
BLK	(B)	0	0	0	0	0	0	0	0.00%

MCP	Market Clearing Price (€/MWh)
PPT	Priority Price-Taking
HBD	Hybrid
BLK	Block
CPL	Market Coupling Flow

Trade's Volume Mix
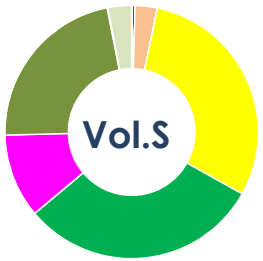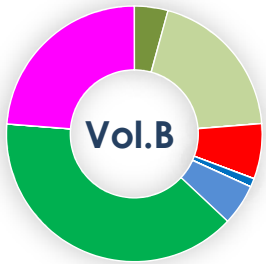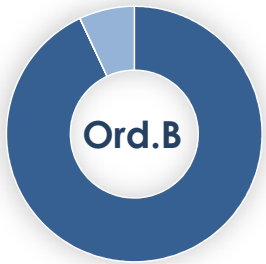
		Sell - MWh	Buy - MWh	
Lignite	(0.4%)	16	40	(1.1%)
Crete Conv.	(0.0%)	0	0	(0.0%)
Gas	(2.8%)	104	0	(0.0%)
Hydro	(0.0%)	0	191	(5.2%)
Imports	(29.9%)	1,100		
RES	(30.8%)	1,134	1,446	(39.3%)
Crete RES	(0.0%)	0	0	(0.0%)
BESS	(10.7%)	395	875	(23.8%)
HV Load	(22.3%)	821	0	(0.0%)
MV Load	(0.1%)	4	157	(4.2%)
LV Load	(3.0%)	111	717	(19.5%)
Crete Load	(0.0%)	0	0	(0.0%)
Pumping	(0.0%)	0	0	(0.0%)
Exports			258	(7.0%)
Sys.Losses	(0.0%)	0	0	(0.0%)
D/R Load	(0.0%)	0	0	(0.0%)