



Registered Reporting Mechanism-HEnEx

User Guide

Version: 1.4

13 December 2023

1	Version History	1
2	Introduction.....	1
2.1	Purpose and intended audience of this document	1
3	Definitions	2
4	ENEX Members Portal	3
4.1	Overview.....	3
4.2	Services.....	3
4.3	Access	4
5	RRM@ENEX	5
5.1	Overview.....	5
5.2	Reporting of Transactions concluded on HEnEx Electricity (Spot and Derivatives) and Natural GAS Markets	6
5.2.1	Overview.....	6
5.2.2	Reporting lifecycle	7
5.3	Reporting of Transactions concluded outside HEnEx Markets.	7
5.3.1	Bilateral Trading (Service B)	8
5.3.2	FOMP (Service C)	9
5.4	RRM@ENEX Menu.....	10
5.4.1	Home page	10
5.4.2	The Upload Files web page.....	10
5.4.3	The Participant Submissions web page	12
5.4.4	HEnEx Files from/to ACER web page.....	13
5.5	Rest Services.....	17
5.5.1	The submitT1Fomp method	17
5.5.2	The submitT1Bilateral method.....	18
5.5.3	The submitT2Bilateral method.....	18
5.5.4	The getSubmission method.....	19
5.5.5	The getSubmissionsInfo method.....	20
5.5.6	The getReport method	24
5.5.7	The getFeedback method.....	25
5.5.8	The getReportsInfo method	25
5.5.9	Results pagination	29
	APPENDIX I - Report file status.....	30

1 Version History

Version	Date	Changes
1.0	September 28, 2020	Initial version
1.1	October 30, 2020	<ol style="list-style-type: none">5.3.1.2 Lifecycle description section.5.3.2. FOMP5.4.2. The Upload Files web page
1.2	November 29, 2021	<ol style="list-style-type: none">2.1, 5.1, 5.2, 5.4.4, Appendix: Addition of services related to the Natural GAS Market.3, 5.4.4.: Replacement of LIDA with CRIDA (LIDA is considered obsolete since 21/09/2021)5.4.4 Description of the <i>Search Options</i> section.
1.3	November 01, 2022	<ol style="list-style-type: none">2.1, 5.1, 5.2, 5.4, Appendix: Addition of services related to the XBID Market.
1.4	April 07, 2023	<ol style="list-style-type: none">5.1. Addition of the last paragraph regarding the two different interfaces for accessing the RMM@ENEX application.5.3.1.2. Modification of the description of Bilateral Reporting Lifecycle.5.3.2.2. Modification of the description of the FOMP Reporting Lifecycle.5.5. Addition of the Rest Services section.APPENDIX I: Addition of reference of report statuses HOLD and OBSL.

2 Introduction

2.1 Purpose and intended audience of this document

According to REMIT Regulation 1227/2011 Art.8, all the Market Participants shall provide the Agency for Cooperation of Energy Regulators (ACER) with a record of their wholesale energy market transactions, including orders to trade. The submission of such records to ACER is performed through a Registered Reporting Mechanism (RRM).

The Hellenic Energy Exchange (HEnEx), being approved as RRM, provides REMIT Reporting Services to (a) Market Participants who intend to use HEnEx as RRM, (b) Market Participants who intend to use a third party RRM but are trading members of HEnEx and (c) Market Participants reporting their bilateral contracts.

HEnEx has developed a dedicated application (RRM Application – RRM@ENEX) accessible through its [Members Portal](#) to enable Market Participants fulfil their REMIT Reporting obligations. Market Participants, which are also HEnEx Trading Members, may access the dedicated application and either monitor the automatically submitted reports of their transactions concluded in HEnEx markets to ACER or download a copy of their market data and make use of a third party RRM for the reporting.

Our services cover also the reporting of bilateral transactions and/or orders/transactions executed in a foreign OMP of Market Participants that intend to use HEnEx as RRM, also available through HEnEx's [Members Portal](#).

Specifically, RRM@ENEX has been developed in order for HEnEx to provide to Market Participants an application via which they can comply with the above reporting regulations in regard to:

- 1) Reporting of Transactions (standard contracts) concluded in HEnEx DAM & IDM (Intraday Auctions and XBID) Markets (REMIT Reporting Services A1-A4).
- 2) Reporting of Transactions (standard contracts) concluded in HEnEx Derivatives Market (REMIT Reporting Services A5-A6).
- 3) Reporting of Bilateral Contracts (both standard and non-standard contracts) for the supply of electricity and/or natural gas (REMIT Reporting Services B).
- 4) Reporting of Transactions (standard contracts) concluded in a Foreign OMP (REMIT Reporting Services C).
- 5) Transactions which took place on HEnEx Natural Gas Market (REMIT Reporting Services A7-A8).

This document is a User Guide for the application RRM@ENEX. The intended audience of this document are the users of Market Participants who have subscribed to any of the REMIT Reporting Services provided by HEnEx.

This document does not describe the reporting obligations under REMIT of a Market Participant nor the Technical aspects (file format, trading examples etc) related to the reporting under REMIT. This kind of information is available through [ACER documentation](#).

Please notice that the information in this document is subject to change. The most updated version of the current document, is available on [EnExGroup website](#).

3 Definitions

Acronym	Definitions
MP	ENEX Members Portal
HEnEx	Hellenic Energy Exchange S.A.
ACER	Agency for the Cooperation of Energy Regulators
ARIS	ACER Remit Information System
ISO	International Standards Organization
RRM	Registered Reporting Mechanism
SSO	Single Sign On
FOMP	Foreign Organized Market Place
DAM	Day Ahead Market
IDM	Intra-Day Market
LIDA	Local Intra-Day Market
CRIDA	Complementary Regional IntraDay Auctions

4 ENEX Members Portal

4.1 Overview

The ENEX Members Portal (MP) is a central service point which provides HEnEx Members with a variety of services. These services are related to regulatory obligations such as MIFID II-MIFIR, REMIT, Position Reporting and others.

MP consists of the following:

1. An Authentication-Authorization mechanism, which grants Market Participants access to MP and controls access to the different services that MP offers, according to the corresponding service subscriptions.
2. An Information Exchange Interface, which enables Market Participants to submit data and monitor the status of their submissions. The Information Exchange Interface supports an interactive Web UI.
3. A Validation Engine, where all submissions are checked with the appropriate validation rules, in order to ensure data validity. Reporting entities are given the means to spot, correct and resubmit invalid data.
4. The HEnEx Reporting Engine, which gathers data from HEnEx internal sources and produces the corresponding reports to be sent to the Reporting Authorities, on behalf of the MP services' subscribers.
5. A Foreign Application Communication Engine, which:
 - a. Forwards data/reports to a Foreign Application, which can be any application external to MP such as a Reporting Authority.
 - b. Handles the results from the Foreign Application, and makes them available to Market Participants.

Users of MP access all of the above functionality through a common Web UI.

4.2 Services

The following services are provided via MP, available to MP users according to the services they are registered to:

ORK@ENEX

This is an obligatory service to HEnEx Derivatives Market Members, to meet the requirements of the MiFID II Order Book Keeping.

PRS@ENEX

This service meets the requirements of the MiFID II Position Reporting.

FIRDS@ENEX

This service meets the requirements of the MiFID II FIRDS/FITRS.

RRM@ENEX

This service meets the requirements of the reporting obligations of Market Participants under REMIT.

4.3 Access

A user is considered a new user, when he/she has never logged in to any of the HEnEx applications.

A new user must first get a password, by proceeding with the following actions:

- Access [EnExGroup website](#)
- Select Sign-in on the top right corner.
- Fill in his/her e-mail as declared at HEnEx REMIT Services Application Form.
- Select the “Forgot Password” option and follow the instructions in the pop-up window.

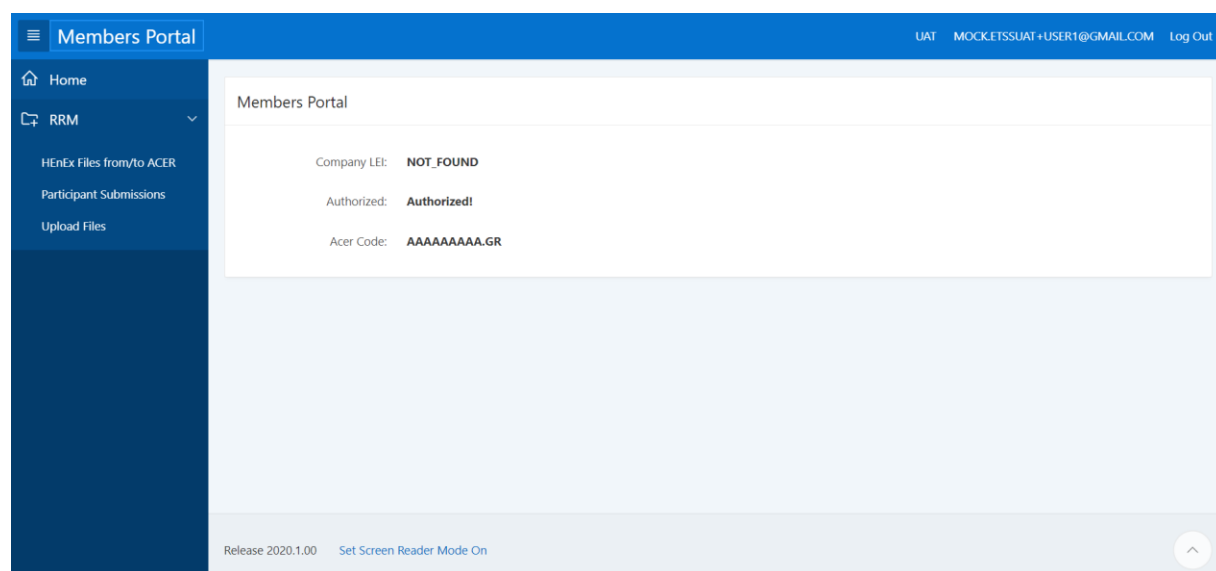
Existing users of the MP gain access to the RRM@ENEX automatically, upon completion of the subscription to REMIT Reporting Services.

In any case external users can manage their passwords via the [EnExGroup website](#). Note that credentials are common for all HEnEx applications.

MP is accessible through the following url:

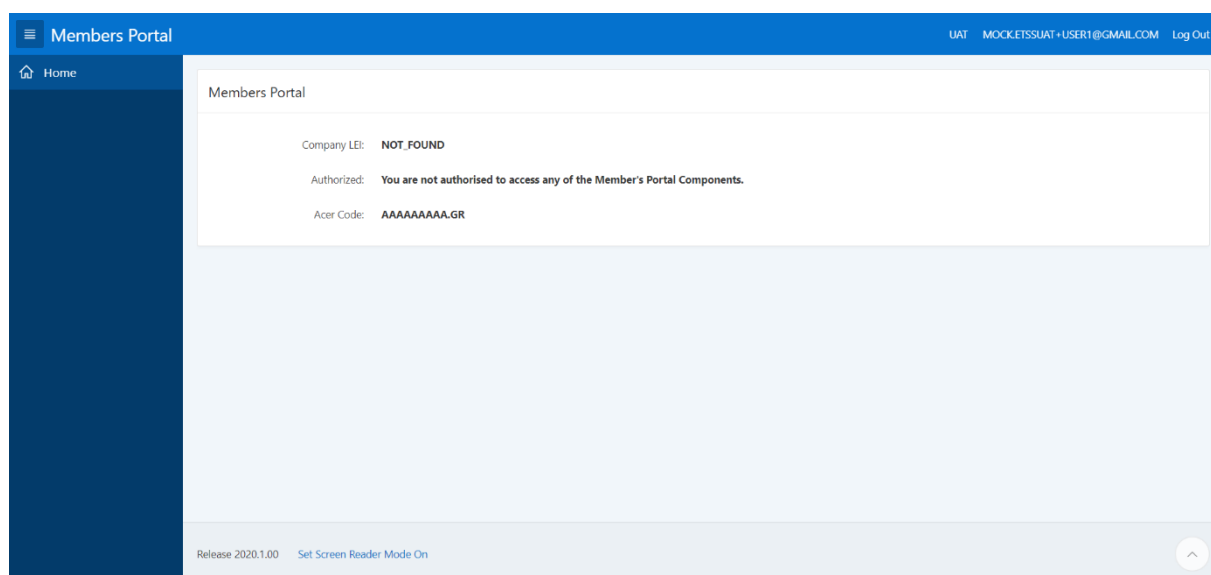
- <https://mp.enexgroup.gr>

Once a user is successfully Authenticated (AuthN), then according to the privileges he/she is granted, he/she can access the services he/she has been authorized to (AuthZ). An authenticated user may access easily other HEnEx services enjoying Single Sign-On (SSO). Using this **Web Interface** users are able to upload/download files, inspect previous submissions status and monitor reporting processes.



The home page of an authenticated user

If the user is successfully Authenticated (AuthN) but not authorized (AuthZ) that is, he/she has no privileges at all, the following screen will be displayed.



The home page of a not authorized user.

If the user has been declared in the HEnEx REMIT Services Application Form but the above screen is displayed please contact HEnEx Remit team at Remit@enexgroup.gr.

5 RRM@ENEX

5.1 Overview

As described at 2.1, RRM@ENEX service is actually a package of services. The functionality of the RRM@ENEX concerning each type of offered sub-service is as follows:

1. REMIT Reporting Services A1-A4 (Transactions concluded on HEnEx DAM & IDM Markets). Specifically:
 - a. Service A1: Data Reporting Services for HEnEx Day Ahead Market:
 - i. RRM@ENEX creates the corresponding xml files and makes them available to the service subscribers.
 - b. Service A2: RRM Reporting Services for HEnEx Day Ahead Market:
 - i. RRM@ENEX creates the corresponding xml files and makes them available to the service subscribers.
 - ii. RRM@ENEX reports the corresponding xml files to ACER on behalf of the service subscriber.
 - c. Service A3: Data Reporting Services for HEnEx IntraDay Market (Intraday Auctions and XBID) :
 - i. RRM@ENEX creates the corresponding xml files and makes them available to the service subscribers.
 - d. Service A4: RRM Reporting Services for HEnEx IntraDay Market (Intraday Auctions and XBID):
 - i. RRM@ENEX creates the corresponding xml files and makes them available to the service subscribers.

-
- ii. RRM@ENEX reports the corresponding xml files to ACER on behalf of the service subscriber.
 2. REMIT Reporting Services A5-A6 (Transactions which took place on HEnEx Derivatives Market). Specifically:
 - a. Service A5: Data Reporting Services for HEnEx Derivatives Market:
 - i. RRM@ENEX creates the corresponding xml files and makes them available to the service subscribers.
 - b. Service A6: RRM Reporting Services for HEnEx Derivatives Market:
 - i. RRM@ENEX creates the corresponding xml files and makes them available to the service subscribers.
 - ii. RRM@ENEX reports the corresponding xml files to ACER on behalf of the service subscriber.
 3. REMIT Reporting Services B (Bilateral standard and non-standard contracts for the supply of electricity and/or natural gas). Specifically:
 - a. Subscribers may upload the corresponding xml files contracts to RRM@ENEX
 - b. RRM@ENEX reports the corresponding xml files to ACER on behalf of the service subscriber.
 4. REMIT Reporting Services C (Transactions concluded on a Foreign Organized Market Place (FOMP). These are transactions which took place on an Organized Market Place different than HEnEx). Specifically:
 - a. Subscribers may upload the corresponding xml files to RRM@ENEX
 - b. RRM@ENEX reports the corresponding xml files to ACER on behalf of the service subscriber.
 5. Transactions which took place on HEnEx Natural Gas Market (REMIT Reporting Services A7-A8). More specific:
 - a. Service A7: HEnEx Natural Gas Market Data creation for Reporting:
 - i. RRM@HEnEx creates the corresponding xml files and makes them available to the service subscribers.
 - b. Service A8: HEnEx Natural Gas Market RRM Reporting:
 - i. RRM@HEnEx creates the corresponding xml files and makes them available to the service subscribers.
 - ii. RRM@HEnEx reports the corresponding xml files to ACER on behalf of the service subscriber.

RRM Service subscribers may access the RRM@ENEX application's functionality via two different interfaces:

- The Graphical User Interface, which is explained later at the RRM@ENEX Menu section.
- The REST API, which is explained later at the Rest Services section.

5.2 Reporting of Transactions concluded on HEnEx Electricity (Spot and Derivatives) and Natural GAS Markets

5.2.1 Overview

This section describes how the subscribers of the RRM sub-services offered for HEnEx Spot and Derivatives Markets (Services A1-A10), can fulfill their REMIT reporting obligations via the RRM@ENEX.

In the framework of the above sub-services the system creates the corresponding report xml files, which are to be reported to ARIS (ACER REMIT Information System). The files are created according to

ACER specifications for Standard Contracts (Table 1). These files contain the orders, trades and the corresponding contracts on which the orders and the trades were placed for each day, each participant and each market. These files are made available to the subscribers of the RRM@ENEX service for downloading.

According to the type of service the files will be automatically forwarded to ACER, or will only be made available for downloading in order for Market Participants to report them to ACER through another RRM.

5.2.2 Reporting lifecycle

Lifecycle description:

1. Every day, for each subscribed Market Participant and for each trading session/Market (Derivatives, DAM, IDM, Natural Gas) a report xml file is being generated containing all related entries (services: A1, A2, A3, A4, A5, A6, A7, A8). Through the **“HEnEx Files from/to ACER”** web page located at the left side menu, under the RRM option, the user of the subscribed Market Participant can monitor the status of reports (for more details on the report file status, please check APPENDIX I - Report file status). A detailed description of this page can be found at section 5.4.4 of the current document.
2. The newly created report files according to the services the Market Participant is subscribed to, will either:
 - Stop being processed and the report status will become CMPT. This is a Final status and will occur only if the Market Participant has subscribed to any of the services A1, A3, A5, A7. In this case the Market Participant can download the xml report file, in order to report it to ACER via another RRM from the **“HEnEx Files from/to ACER”** web page.
 - Be forwarded to ACER/ARIS and its report status will become DSNT. This will occur only if the Market Participant has subscribed to any of the services A2, A4, A6, A8 under which RRM@ENEX reports on behalf of the Market Participant. A change of status will appear on the **“HEnEx Files from/to ACER”** web page.
3. The RRM@ENEX Communication module receives ACER/ARIS feedback files (Receipt File) for the files that were sent to ACER (services: A2, A4, A6, A8). The report file status will become FRCV. On the **“HEnEx Files from/to ACER”** web page the change of status will appear and the actual report feedback can be downloaded.
4. Feedback files are being processed by RRM@ENEX. A change of status will appear on **“HEnEx Files from/to ACER”** web page. The report files will become:
 - ACPT when all entries were accepted.
 - RJCT when all entries were rejected. In case of a RJCT status, HEnEx RRM support team will be notified, in order to take remedial action.
 - PART when some entries were accepted, while others were rejected. In case of a PART status, HEnEx RRM support team will be notified, in order to take remedial action.

5.3 Reporting of Transactions concluded outside HEnEx Markets.

This section describes how the subscribers of Bilateral and FOMP Services (Service B and C respectively) can fulfill their REMIT reporting obligations via the RRM@ENEX.

5.3.1 Bilateral Trading (Service B)

5.3.1.1 Overview

In this section the Bilateral Service (Service B) is being described.

There are two types of report files involved in the above services:

1. Table 1: Reporting of Standard Contracts.
2. Table 2: Reporting of Non-Standard Contracts.

5.3.1.2 Lifecycle description

1. Market Participants create the report files on their own. HEnEx, during the subscription phase, provides Market Participants with a user friendly tool that enables them to create the necessary -in ACER format- xml files. Market Participants, optionally, may use locally the provided tool (xls_to_xml_converter) in order to create the xml report files. HEnEx suggests Market Participants to use the provided converter. Please bear in mind the following:
 - a. field *Reporting Entity ID* should be populated with HEnEx 's ACER Code: B0015217D.GR. If not then RRM will replace this value with the correct value before sending the final report to ACER.
 - b. the *ID of the Market Participant* should be populated with the Market Participant's ACER Code. If not the submission will be rejected by the RRM.
2. Registered users of the Market Participant are logged in to the Member's Portal and visit the RRM section.
3. Via the "**Upload Files**" web page (see section 5.4.2 for a detailed description) users can upload the xml report files to be reported to ACER. At this step they have to specify the type of xml report file they want to upload (Table 1 or Table 2). Once the report file is submitted a submission Id is returned to the user as the reference number.
4. Once a report file has been received by the system:
 - a. A new "secondary" name for this report file is created. This new name is used to send the report file to ACER and complies with ACER naming convention rules, thus it contains the file type (Table1 or Table2) and the corresponding xsd version. Note that the report that is sent to ARIS, might requires a minor modification. More specifically, in case the the Reporting Entity defined in the report file does not match to the HEnEx's ACER code, then this replaced by the HEnEx's ACER code. Thus, from hereafter the original file submitted by the service subscriber shall be called the submission, while the actual report send to ARIS shall be called as the report. The Submission and the Report can be considered as two different files, which differ only at ReportigEntityId value.
 - b. Along with the new name, a unique number is assigned. This number is called the file id and is used to identify, within the RRM@ENEX application, the report from all other reports of the Market Participant, regardless of whether they were submitted by the Market Participant (Services B,C) or created by the RRM system (Services : A1, A2, A3, A4, A5, A6).
Note that Users can monitor the process either via the "**Participants Submissions**" web page or via the "**HEnEx files from/to ACER**" web Page (see sections 5.4.3, 5.4.4 for a detailed description). File Id serves as the common field between those to views.
 - c. The newly inserted report file status is NEWT.
5. The communication module sends the report xml to ACER. The report status will become DSNT.

6. The RRM Communication module receives ACER/ARIS feedback files. The report files will become FRCV.
7. Feedback files are being processed by RRM. The report files will become:
 - d. ACPT when all entries were accepted
 - e. RJCT when all entries were rejected
 - f. PART when some entries were accepted, while others were rejected.

5.3.2 FOMP (Service C)

5.3.2.1 Overview

In this section the Foreign Organized Market Place (Service C) is being described.

Under this Service, RRM@ENEX receives the xml file, containing Market Participant's transactions data from another OMP, uploaded by the Market Participant. The xml file format should be valid against the current [REMIT Table 1 xsd](#) . RRM@ENEX replaces the filed Reporting Entity ID with HEnEx's ACER Code and submits it to ARIS. The Market Participant is responsible for the truthfulness, completeness, accuracy and updating of the reportable information, as well as the successful and timely submission to HEnEx.

5.3.2.2 Lifecycle description

1. Market Participants upload the report files on RRM@ENEX. Note that:
 - a. RRM@ENEX will replace the field *Reporting Entity ID* with HEnEx's ACER Code: B0015217D.GR.
 - b. the *ID of the Market Participant field* should be populated with the Market Participant's ACER Code. If not the submission will be rejected by the RRM.
2. Registered users of the Market Participant are logged in to the Member's Portal and visit the RRM section.
3. Via the **"Upload Files"** web page (see section 5.4.2 for a detailed description) users can upload the xml report files to be reported to ACER. Once the report file is submitted, a submission Id is returned to the user as the reference number.
4. Once a report file has been received by the system:
 - a. A new "secondary" name for this report file is created. This new name is used to send the report file to ACER and complies with ACER naming convention rules, thus it contains the file type Table1 and the corresponding xsd version. Note that the report that is sent to ARIS, might requires a minor modification. More specifically , in case the the Reporting Entity defined in the report file does not match to the HEnEx's ACER code, then this replaced by the HEnEx's ACER code. Thus, from hereafter the original file submitted by the service subscriber shall be called the submission, while the actual report send to ARIS shall be called as the report. The Submission and the Report can be considered as two different files, which differ only at ReportigEntityId value.
 - b. Along with the new name, a unique number is assigned. This number is called the file id and is used to identify, within the RRM@ENEX application, the report from all other reports of the Market Participant, regardless of whether they were submitted by the Market Participant (Services B,C) or created by the RRM system (Services : A1, A2, A3, A4, A5, A6).

Note that users can monitor the process either via the **"Participants Submissions"** web page or via the **"HEnEx files from/to ACER"** web Page (see sections 5.4.3, 5.4.4 for a detailed description). File Id serves as the common field between those to views.

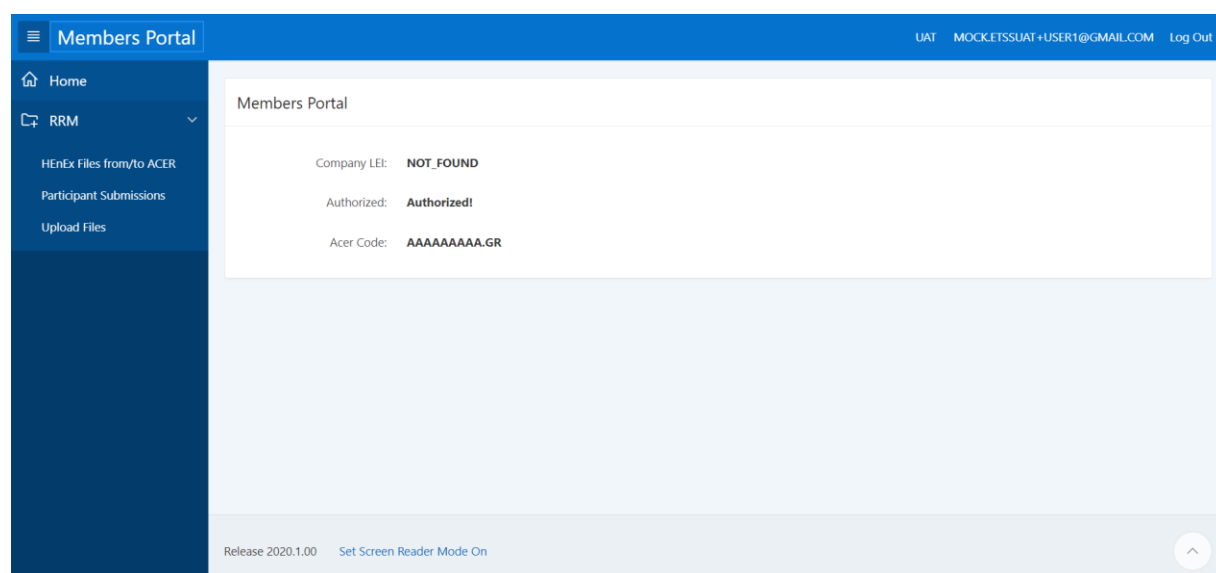
- c. The newly inserted report file status is NEWT.
5. The communication module sends the report xml to ACER. The report status will become DSNT.
6. The RRM Communication module receives ACER/ARIS feedback files. The report files will become FRCV.
7. Feedback files are being processed by RRM. The report files will become:
 - a. ACPT when all entries were accepted
 - b. RJCT when all entries were rejected
 - c. PART when some entries were accepted, while others were rejected.

5.4 RRM@ENEX Menu

In this section the web pages/submenu of RRM@ENEX is explained.

5.4.1 Home page

Once a user logs in the Members Portal he/she will be redirected to the home page of the application.



The Home page of an authenticated user

On the left side, there is a menu for all the services of the Members Portal he/she has subscribed.

On the main screen some static information are displayed:

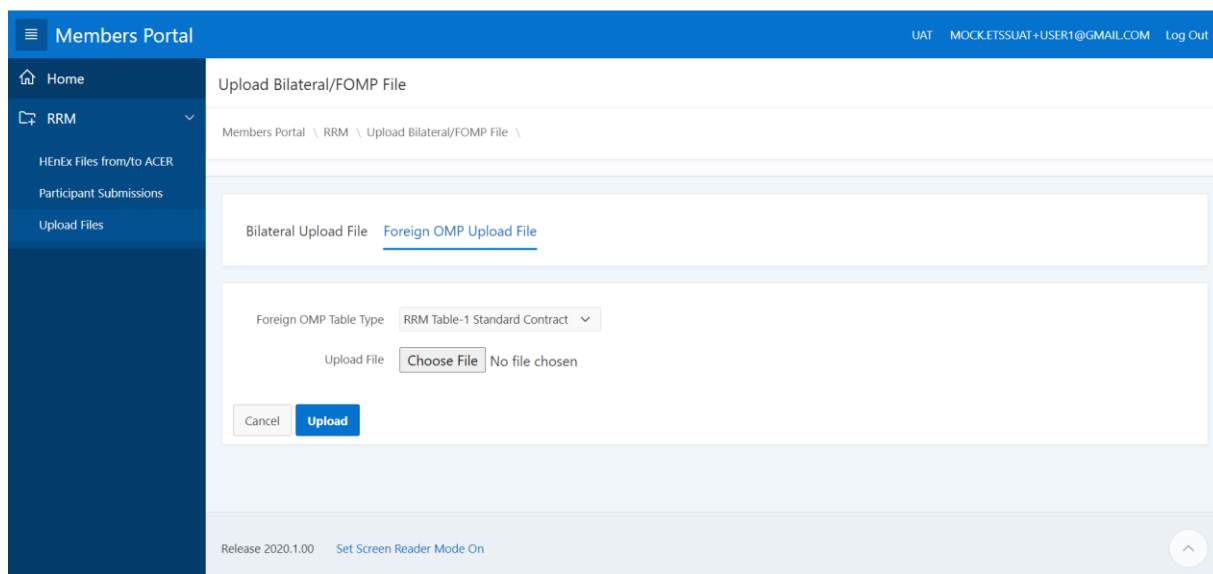
1. Company LEI: The Legal Entity Identifier of the user's Company if such is available.
2. Authorized: whether the user is authorized or not to view the Member's Portal. Note that if no relevant roles are granted to users then a "not authorized" message shall be displayed.
3. The Market Participant's ACER Code.

On the top right corner, the following are displayed:

1. The environment of the application (UAT or Production).
2. The user's email address.
3. The log out link.

5.4.2 The Upload Files web page

This page is only available to users with privileges to upload xml file reports for Services B or/and C.



*The “Upload Files” web page
with both tabs (services Bilateral and FOMP) enabled.*

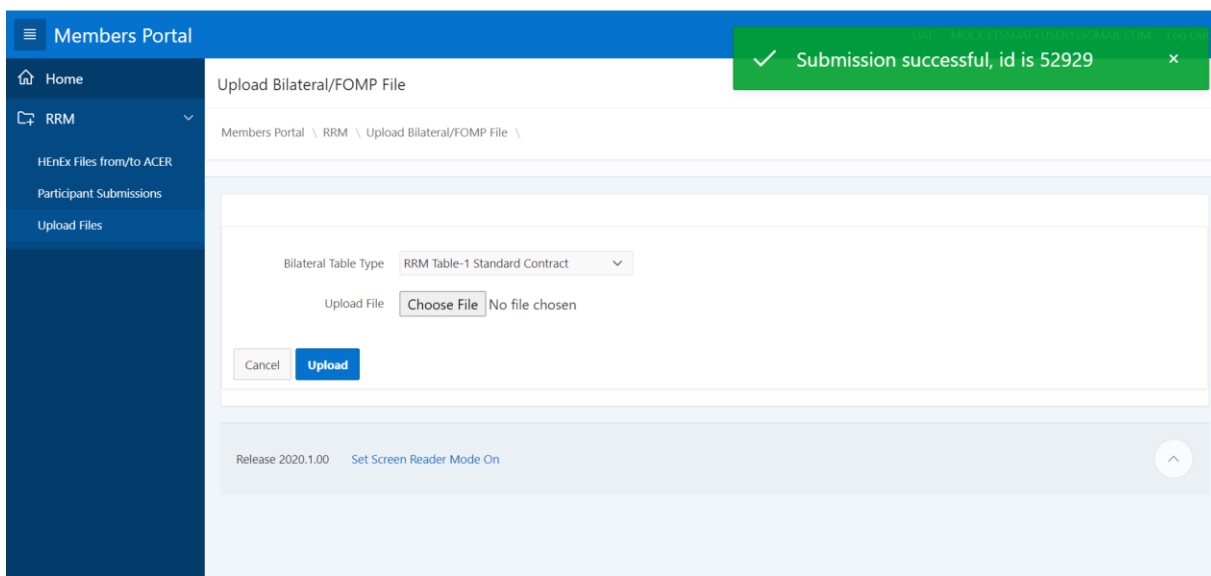
In order to upload a file,

1. Users click on the corresponding tab according to the type of service (Bilateral or FOMP). If the Market Participant has subscribed only to one service (Bilateral or FOMP), then its users will have access only to the related tab, while the other tab will not be displayed at all.
2. Users select from a drop down list the desired file type (Table1 or Table2) which they upload. For FOMP reports (Service C) only Table1 option is allowed.
3. Users click on *Browse* to select their files.
4. Users click on *Upload* to finish uploading the file or *Cancel* to cancel their actions.

XSD validation: Note that if the uploaded xml file is not valid against the corresponding xsd, then the file shall be rejected by the RRM@ENEX validation process and will not be stored in the RRM@ENEX system. In this case a notification message shall be displayed to the user indicating the rejection reason. Users should validate their xml files against the corresponding xsd before submitting them.

Business validation: Note that if the field *ID of the Market Participant* is not be populated with the Market Participant’s ACER Code, then the file shall be rejected by the RRM@ENEX validation process and will not be stored in the RRM@ENEX system. In this case a notification message shall be displayed to the user indicating the rejection reason.

If the file is successfully uploaded then a Success notification message shall be displayed containing a unique number, referred as Submission Id corresponding to the file that was just submitted.



The Success notification message displayed after a successful file submission at right top corner.

5.4.3 The Participant Submissions web page

This page is available only to users with privileges to upload Bilateral Contracts or Orders/Trades placed on a Foreign Organized Market Place (Services B, C). These rights were declared by the Market Participant in REMIT Services Application Form.

Submission ID	Submission Timestamp	Submission User	Submission Filename	Submission File	File ID	File Status	Report Filename
52941	2020-09-29 17:44:12	MOCKETSSUAT+USER1@GMAIL.COM	20200911_TBL1_AAAAAAAAAA_GR_dsfvud67shfjdbfnb#87fd5_010.xml	Download	3812	NEWT	20200929_REMITTable1_V2_B0015217D.GR_11.xml
52940	2020-09-29 17:44:06	MOCKETSSUAT+USER1@GMAIL.COM	20200911_TBL1_AAAAAAAAAA_GR_dsfvud67shfjdbfnb#87fd5_009.xml	Download	3811	NEWT	20200929_REMITTable1_V2_B0015217D.GR_10.xml
52938	2020-09-29 17:41:30	MOCKETSSUAT+USER1@GMAIL.COM	20200911_TBL1_AAAAAAAAAA_GR_dsfvud67shfjdbfnb#87fd5_008.xml	Download	3810	NEWT	20200929_REMITTable1_V2_B0015217D.GR_3.xml
52937	2020-09-29 17:41:24	MOCKETSSUAT+USER1@GMAIL.COM	20200911_TBL1_AAAAAAAAAA_GR_dsfvud67shfjdbfnb#87fd5_007.xml	Download	3809	NEWT	20200929_REMITTable1_V2_B0015217D.GR_8.xml
52936	2020-09-29 17:41:20	MOCKETSSUAT+USER1@GMAIL.COM	20200911_TBL1_AAAAAAAAAA_GR_dsfvud67shfjdbfnb#87fd5_006.xml	Download	3808	NEWT	20200929_REMITTable1_V2_B0015217D.GR_7.xml
52935	2020-09-29 17:41:14	MOCKETSSUAT+USER1@GMAIL.COM	20200911_TBL1_AAAAAAAAAA_GR_dsfvud67shfjdbfnb#87fd5_005.xml	Download	3807	NEWT	20200929_REMITTable1_V2_B0015217D.GR_6.xml
52934	2020-09-29 17:40:39	MOCKETSSUAT+USER1@GMAIL.COM	20200911_TBL1_AAAAAAAAAA_GR_dsfvud67shfjdbfnb#87fd5_004.xml	Download	3806	NEWT	20200929_REMITTable1_V2_B0015217D.GR_5.xml
52933	2020-09-29 17:40:34	MOCKETSSUAT+USER1@GMAIL.COM	20200911_TBL1_AAAAAAAAAA_GR_dsfvud67shfjdbfnb#87fd5_003.xml	Download	3805	NEWT	20200929_REMITTable1_V2_B0015217D.GR_4.xml
52932	2020-09-29 17:40:21	MOCKETSSUAT+USER1@GMAIL.COM	20200911_TBL1_AAAAAAAAAA_GR_dsfvud67shfjdbfnb#87fd5_002.xml	Download	3804	NEWT	20200929_REMITTable1_V2_B0015217D.GR_3.xml
52931	2020-09-29 17:40:11	MOCKETSSUAT+USER1@GMAIL.COM	20200911_TBL1_AAAAAAAAAA_GR_dsfvud67shfjdbfnb#87fd5_001.xml	Download	3803	NEWT	20200929_REMITTable1_V2_B0015217D.GR_2.xml

The “Participant Submissions” page

Description of available columns:

1. Submission ID: The unique number which identifies the file that was submitted to RRM@ENEX.
2. Submission Timestamp: The date and Time of the file submission to RRM@ENEX.
3. Submission User: The user of the Market Participant that submitted the file to RRM@ENEX.
4. Submission File Name: The original file name of the file submitted by the Market Participant.
5. Submission File: This field is a link to download the file that was submitted to RRM@ENEX by the Market Participant.

6. File ID: a unique reference number of the file that was sent to ACER. This File ID serves as an identifier in RRM@ENEX among all files sent to ACER, regardless of whether they were submitted by the Market Participant (Services B,C) or created by the RRM system (Services : A1, A2, A3, A4, A5, A6, A7, A8). This field corresponds to the file Id of the table on ***HEnEx Files from/to ACER***.
7. File Status: the status of the report file sent to ACER. This can be one of NEWT, DSNT, FRCV, ACPT, RJCT or PART as described in section APPENDIX I - Report file status.
8. Report File name: The file name of the file sent to ACER According to ACER specifications.
9. Report File: This field is a link to download the file that was sent to ACER.
10. Receipt File name: the file name of the feedback file received from ACER.
11. Receipt File: This field is a link to download ACER the feedback file received from ACER.
12. Details: A summary of errors contained in the feedback file, if any occurred.

5.4.4 HEnEx Files from/to ACER web page

Users of Market Participants can monitor the reporting process via a single web page, the ***HEnEx Files from/to ACER*** web page. In order to view this page, the user has to click the **HEnEx Files from/to ACER** link located at the left side menu, under the RRM option.

File ID	Reference Date	Member	Market	Submission Filename	Submission File	Status	Report Filename	Report File	Encoded Report	Receipt Filename	Receipt File
8156	2021-11-19	INTERENERGO	DAM	-	-	ACPT	20211118_REMITTable1_V2_B001521TD_GR_3.xml	Download	Download	Receipt_20211118_REMITTable1_V2_B001521TD_GR_3.xml	Download
8157	2021-11-19	DANSKECOM	DAM	-	-	ACPT	20211118_REMITTable1_V2_B001521TD_GR_4.xml	Download	Download	Receipt_20211118_REMITTable1_V2_B001521TD_GR_4.xml	Download
8158	2021-11-19	SENTRADE	DAM	-	-	ACPT	20211118_REMITTable1_V2_B001521TD_GR_5.xml	Download	Download	Receipt_20211118_REMITTable1_V2_B001521TD_GR_5.xml	Download

The HEnEx Files from/to ACER page, where a user can monitor the reporting process and download the corresponding files.

At the **Search Options** section, Market Participants can set the **File date from**, the **File date to** and the **Market** to request for the corresponding data to be displayed. Additional filters can be applied to the Data set as described later in this chapter.

Description of available columns:

1. File Id: the unique number assigned to the report file.
2. Reference Date: the date for which the reporting takes place (reporting day).
3. Market: indicates the Market on which the orders /trades took place.
 - a. DERV stands for the HEnEx derivatives market (services: A5, A6)
 - b. DAM stands for HEnEx Day Ahead Market (services: A1, A2)
 - c. CRIDA_1, CRIDA_2, CRIDA_3, LIDA_1, LIDA_2 etc stands for the various HEnEx Intra Day Markets (part of services: A3, A4)
 - d. BLTRL stands for the Bilateral trades (service B)

- e. FOMP stands for Foreign Organized Market Place (service C)
 - f. NGAS stands for Natural Gas (Services A7, A8)
 - g. XBID stands for the XBID Market (part of services A3, A4)
4. Status: display the report file status (see APPENDIX I - Report File Status for a detailed description)
 5. Report File name: The file name of the file sent to ACER according to ACER specifications.
 6. Report File: this is a link to the report file.
 7. Receipt File name: The file name of the feedback file received from ACER.
 8. Receipt File: this is a link to the feedback file from ACER.
 9. Created date: The Time and date when the file was created. This Column is hidden on the default view and can be enabled via the *columns* option from the *Actions* drop down list.
 10. Last Update Date: The last Time and date when the file was updated. This Column is hidden on the default view and can be enabled via the *columns* option from the *Actions* drop down list.

Tools:

1. Users by clicking on its column are provided with filtering and sorting options

Market	Status	Report File
BLTRL	↑=	B0015217D.GR_5.xml
BLTRL	↓=	B0015217D.GR_4.xml
BLTRL	Filter...	B0015217D.GR_3.xml
BLTRL	ACPT	B0015217D.GR_2.xml
BLTRL	CMPT	B0015217D.GR_1.xml
DERV	DSNT	B0015217D.GR_17.xml

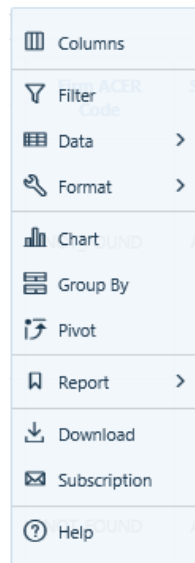
Applying filters by clicking on column names

2. Filters may be applied also via the search bar

Q		Go	Actions
---	--	----	---------

The search bar and the Actions button

3. More options are available to users via *Actions* drop down list. For example, users may:
 - a. Apply their own custom filters. Multiple filters can be applied as well.
 - b. Decide which columns to be displayed
 - c. Create, save and download their own custom reports.



The Actions drop down list


A dialog box titled "Filter" with a close button (X) in the top right corner. Below the title bar, there are two radio buttons for "Filter Type": "Column" (selected) and "Row". Below this, there are three dropdown menus: "Column" (set to "Market"), "Operator" (set to "="), and "Expression" (set to "DERV"). A dropdown menu is open from the "Expression" field, showing a list of options: "BLTRL", "DAM", "DERV", and "FOMP". At the bottom of the dialog, there are three buttons: "Cancel", "Delete", and "Apply".


Applying filters using the Filter option of the Actions drop down list.

HEnEx Files from/to ACER

Members Portal \ RRM \ HEnEx Files from/to ACER \

Q Go Actions

 Market = 'DERV'

 Status = 'PART'

ID	Reference Date	Market	Status	Report File	Receipt File
3614	10/08/2020	DERV	PART	20200915_REMITTable1_V2_B0015217D.GR_2.xml	Receipt_20200915_REMITTable1_V2_B0015217D.GR_2.xml
3613	07/08/2020	DERV	PART	20200915_REMITTable1_V2_B0015217D.GR_1.xml	Receipt_20200915_REMITTable1_V2_B0015217D.GR_1.xml
3113	07/08/2020	DERV	PART	20200813_REMITTable1_V2_B0015217D.GR_17.xml	Receipt_20200813_REMITTable1_V2_B0015217D.GR_17.xml
3112	07/08/2020	DERV	PART	20200813_REMITTable1_V2_B0015217D.GR_16.xml	Receipt_20200813_REMITTable1_V2_B0015217D.GR_16.xml

Multiple Filters Applied.

5.5 Rest Services

A list of all available Members Portal REST web services follows.

1. **submitT1Fomp** : this method is invoked to submit a file that follows the Table_1 xsd defined by ACER, for the FOMP service.
2. **submitT1Bilateral**: this method is invoked to submit a file that follows the Table_1 xsd defined by ACER, for the Bilateral service.
3. **submitT2Bilateral**: this method is invoked to submit a file that follows the Table_2 xsd defined by ACER, for the Bilateral service.
4. **getSubmission**: this method is invoked to retrieve the initial FOMP or Bilateral submission made by the service subscriber.
5. **getSubmissionsInfo**: this method is invoked to retrieve various information for one or more submissions. Several filters can be specified as URL parameters to refine the returned data, to tune the number of results returned, as detailed later on.
6. **getReport**: this method is invoked to retrieve the xml report sent to ARIS on behalf of the service subscriber. This method can be used for all RRM services (Bilateral, FOMP or HEnEx Markets).
7. **getFeedback**: this method is invoked to retrieve the xml feedback received from ARIS on behalf of the service subscriber. This method can be used for all RRM services (Bilateral, FOMP or HEnEx Markets).
8. **getReportsInfo**: this method is invoked to retrieve various information regarding one or more reports, such as the report status, file name, date and time of creation and so on. Several filters can be specified as URL parameters to refine the returned data, to tune the number of results returned, as detailed later on.

5.5.1 The submitT1Fomp method

This method is invoked to submit a file that follows the Table_1 xsd defined by ACER, for the FOMP service.

- URI: amp/rrm/submitT1Fomp/
- Method: POST
- Authentication: Basic
- Header: Content-Type: application/json
- Raw Payload: data.xml

Example 1 - Request:

```
curl -k -i -u 'user@domain.gr:password' -X POST -H 'Content-Type: application/json' --data-binary @/data.xml 'https://t-mp.enxgroup.gr/amp/rrm/submitT1Fomp/'
```

Example 1 - Response:

```
HTTP/1.1 100 Continue

HTTP/1.1 200 OK
Date: Thu, 10 Nov 2022 08:24:54 GMT
Server: Apache
Cache-Control: no-cache
Pragma: no-cache
```

```
Transfer-Encoding: chunked
Content-Type: text/html;charset=UTF-8
```

```
{"submissionId" : "25578", "submissionResult" : "Success"}
```

5.5.2 The submitT1Bilateral method

This method is invoked to submit a file that follows the Table_1 xsd defined by ACER, for the Bilateral service.

- URI: amp/rrm/submitT1Bilateral /
- Method: POST
- Authentication: Basic
- Header: Content-Type: application/json
- Raw Payload: data.xml

Example 1 - Request:

```
curl -k -i -u 'user@domain.gr:password' -X POST -H 'Content-Type: application/json' --data-binary @/data.xml
'https://t-mp.enexgroup.gr/amp/rrm/submitT1Bilateral/'
```

Example 1 - Response:

```
HTTP/1.1 100 Continue

HTTP/1.1 200 OK
Date: Thu, 10 Nov 2022 08:23:33 GMT
Server: Apache
Cache-Control: no-cache
Pragma: no-cache
Transfer-Encoding: chunked
Content-Type: text/html;charset=UTF-8

{"submissionId" : "25576", "submissionResult" : "Success"}
```

5.5.3 The submitT2Bilateral method

This method is invoked to submit a file that follows the Table_2 xsd defined by ACER, for the Bilateral service.

- URI: amp/rrm/submitT2Bilateral /
- Method: POST
- Authentication: Basic
- Header: Content-Type: application/json
- Raw Payload: data.xml

Example 1 - Request:

```
curl -k -i -u 'user@domain.gr:password' -X POST -H 'Content-Type: application/json' --data-binary @/data.xml
'https://t-mp.enexgroup.gr/amp/rrm/submitT2Bilateral/'
```

Example 1 - Response:

```
HTTP/1.1 100 Continue

HTTP/1.1 200 OK
Date: Thu, 10 Nov 2022 08:24:21 GMT
Server: Apache
Cache-Control: no-cache
Pragma: no-cache
Transfer-Encoding: chunked
Content-Type: text/html; charset=UTF-8
```

```
{"submissionId" : "25577", "submissionResult" : "Success"}
```

5.5.4 The `getSubmission` method

This method is invoked to retrieve the initial FOMP or Bilateral submission made the service subscriber.

- URI: `amp/rrm/getSubmission/`
- Method: GET
- Authentication: Basic
- Header: Content-Type: `application/json`
- Parameters:
 - `submissionId`: the submissionId of the requested submission.

Example 1 - Request:

```
curl -k -i -u 'user@domain.gr:password' -X GET -H 'Content-Type: application/json' 'https://t-mp.enexgroup.gr/amp/rrm/getSubmission/?submissionId=25478'
```

Example 1 - Response (below, In favor of example readability, large part of the returned xml is omitted, actually replaced by the 3 dots [...]) :

```
HTTP/1.1 200 OK
Date: Thu, 10 Nov 2022 08:45:06 GMT
Server: Apache
Cache-Control: no-cache
Pragma: no-cache
ETag:
"kXzJy6J+NnmKnDzhqS4I6NONEO6D4dw5Ike2SY8eY1+kb1Ep7BykZNQ802LGgXuhIcjYf0RS9JmN9e+K89PVyw=="
Transfer-Encoding: chunked
Content-Type: text/html; charset=UTF-8
```

```
{
  "submissionId": 25478,
  "submissionData": "<?xml version='1.0' encoding='UTF-8'?><REMITTable1
xmlns:xsd='http://www.w3.org/2001/XMLSchema' xmlns:xsi='http100://www.w3.org/2001/XMLSchema-
instance' xmlns='http://www.acer.europa.eu/REMIT/REMITTable1_V3.xsd'> <reportingEntityID>
<ace>B0015217D.GR</ace> </reportingEntityID> <contractList> ... </TradeList></REMITTable1>",
  "schemaName": "RRM",
  "tableName": "T1_SUBM_ENTRY",
  "submissionTstamp": "2022/10/20 14:46:04",
  "submissionUser": "tasy2@athexgroup.gr",
```

```

"submissionStatus": "RCVD",
"fileName": "BBBBBBBBB.AA20221020144604.xml",
"mimeType": "application/xml",
"submissionFirmAcerCode": "BBBBBBBBB.AA",
"serviceType": "FOMP",
"version": "v3"
}

```

5.5.5 The `getSubmissionsInfo` method

This method is invoked to retrieve various information for one or more submissions made by the service subscriber.

- URI: `amp/rrm/getSubmissionsInfo/`
- Method: GET
- Authentication: Basic
- Header: Content-Type: `application/json`
- Parameters:
 1. **submissionId**: the submissionId of the requested submission.
 2. **submissionDateFrom**: returns information for submissions where the submission Date is greater or equal to the given value. Date format: YYYYMMDD.
 3. **submissionDateTo**: returns information for submissions where the submission Date is less or equal to the given value. Date format: YYYYMMDD.
 4. **serviceType**: returns information for submissions where service is equal to the given value.
 - List of values: FOMP, BLTRL.
 5. **submissionStatus**: returns information for submissions where status is equal to the given value.
 - List of values:
 - RCVD: This submission has been received by RRM@ENEX but not yet forwarder to ARIS.
 - RJCT: This submission corresponds to a report that was fully Rejected by ARIS.
 - ACPT: This submission corresponds to a report that was fully Accepted by ARIS.
 - PART: This submission corresponds to a report that was partially Accepted by ARIS.
 - HOLD: submission is being Hold to RRM@ENEX and will be forwarded to ARIS by RRM@ENEX operators. This is a rare case, where an incident has occurred (such as connectivity to ARIS is unavailable due to ARIS infrastructure maintenance) and adhoc operation was required by the RRM@ENEX operators.
 6. **resultsPerPage**: see section Results Pagination
 7. **resultStartOffset**: see section Results Pagination

Example 1 - Request:

```
curl -k -i -u 'user@domain.gr:password' -X GET -H 'Content-Type: application/json' 'https://t-mp.enexgroup.gr/amp/rrm/getSubmissionsInfo/?submissionId=23305'
```

Example 1 - Response:

```
HTTP/1.1 200 OK
Date: Thu, 10 Nov 2022 11:03:32 GMT
Server: Apache
Cache-Control: no-cache
Pragma: no-cache
ETag:
"D4E/KkqPf1dT+2oTdgjG1X6+Dk+jeT9bYsVapvELjDoKwRpeHLDkQnLgmnq77UANpPNBcMEGYpExzj2nHOF4UQ=
="
Transfer-Encoding: chunked
Content-Type: text/html;charset=UTF-8

{
  "submissions": [{
    "submissionId": 23305,
    "submissionTimestamp": "20200609170952",
    "tableName": "T1",
    "submissionUser": "i.karydas-testing",
    "submissionStatus": "RCVD",
    "submissionURL": "https://t-mp.enexgroup.gr/amp/rrm/getSubmission/?submissionId=23305",
    "submissionFirmAcerCode": "BBBBBBBBB.AA",
    "serviceType": "FOMP",
    "version": "v2",
    "reportsAndFeedbacks": [
      {
        "reportId": 1278,
        "reportName": "20200721_REMITTable1_V1_B0000118K.GR_2.xml",
        "reportURL": "https://t-mp.enexgroup.gr/amp/rrm/getReport/?reportId=1278",
        "reportStatus": "ACPT",
        "createdDate": "2020-07-21T09:01:28Z",
        "updatedDate": "2022-11-10T12:57:54Z",
        "feedbackName": "feedback_for1278.xml",
        "feedbackURL": "https://t-mp.enexgroup.gr/amp/rrm/getFeedback/?reportId=1278"
      },
      {
        "reportId": 1277,
        "reportName": "20200721_REMITTable1_V1_B0000118K.GR_1.xml",
        "reportURL": "https://t-mp.enexgroup.gr/amp/rrm/getReport/?reportId=1277",
        "reportStatus": "RJCT",
        "createdDate": "2020-07-21T09:01:28Z",
        "updatedDate": "2022-10-25T16:58:44Z",
        "feedbackName": "feedback_for1277.xml",
        "feedbackURL": "https://t-mp.enexgroup.gr/amp/rrm/getFeedback/?reportId=1277"
      }
    ]
  }
],
  "hasMore": false,
```

```

"resultsPerPage": 25,
"resultsStartOffset": 0,
"resultsCount": 1,
"links": [
  {
    "rel": "self",
    "href": "https://t-mp.enexgroup.gr/amp/rrm/getSubmissionsInfo/?submissionId=23305"
  },
  {
    "rel": "first",
    "href": "https://t-mp.enexgroup.gr/amp/rrm/getSubmissionsInfo/?submissionId=23305"
  }
]
}

```

Note that in the above example for the given submission, more than reports are related (reportIds 1277, 1278). Normally there is a 1-1 relation between subscriber's submissions and the corresponding reports send to ARIS on his/her behalf. The above is a very rare case where for some reason the RRM@ENEX has send the corresponding report to ARIS, but for some reason, irrelevant to the actual submission, the report was rejected by ARIS. Thus, the RRM@ENEX has created a new report corresponding to this very submission and attempted to fulfill the subscriber's reporting obligation again. The second attempt was the successful one. This case is especially brought to light in order to illustrate even the most rare cases, and how the RRM@ENEX handles them.

Example 2 - Request:

```

curl -k -i -u 'user@domain.gr:password' -X GET -H 'Content-Type: application/json' 'https://t-mp.enexgroup.gr/amp/rrm/getSubmissionsInfo/?serviceType=BLTRL&resultsPerPage=2&resultStartOffset=2'

```

Example 2 - Response:

```

HTTP/1.1 200 OK
Date: Thu, 10 Nov 2022 13:31:40 GMT
Server: Apache
Cache-Control: no-cache
Pragma: no-cache
ETag: "RFLJWkmLzP8aV4lgjnvafZFEZHNjQcYeoStZ9ykdvzre+Qtm3hh7KPIhnSZlpglhy8GpkatC4ZjceRDjhIMXbg=="
Transfer-Encoding: chunked
Content-Type: text/html;charset=UTF-8

{
  "submissions": [
    {
      "submissionId": 24464,
      "submissionTimestamp": "20200923185303",
      "tableName": "T2",
      "submissionUser": "P.Test2_user@DOMAIN.GR",
      "submissionStatus": "ACPT",
      "submissionURL": "https://t-mp.enexgroup.gr/amp/rrm/getSubmission/?submissionId=24464",
      "submissionFirmAcerCode": "BBBBBBBBB.AA",

```



```

"serviceType": "BLTRL",
"version": "v1",
"reportsAndFeedbacks": [{
  "reportId": 1437,
  "reportName": "20200923_REMITTable2_V1_B0015217D.GR_1.xml",
  "reportURL": "https://t-mp.enexgroup.gr/amp/rrm/getReport/?reportId=1437",
  "reportStatus": "NEWT",
  "createdDate": "2020-09-23T18:53:03Z",
  "updatedDate": "2020-09-23T18:53:03Z"
}]
},
{
  "submissionId": 24465,
  "submissionTimestamp": "20200923185340",
  "tableName": "T2",
  "submissionUser": "P.Test1_user@DOMAIN.GR",
  "submissionStatus": "ACPT",
  "submissionURL": "https://t-mp.enexgroup.gr/amp/rrm/getSubmission/?submissionId=24465",
  "submissionFirmAcerCode": "BBBBBBBBB.AA",
  "serviceType": "BLTRL",
  "version": "v1",
  "reportsAndFeedbacks": [{
    "reportId": 1438,
    "reportName": "20200923_REMITTable2_V1_B0015217D.GR_2.xml",
    "reportURL": "https://t-mp.enexgroup.gr/amp/rrm/getReport/?reportId=1438",
    "reportStatus": "NEWT",
    "createdDate": "2020-09-23T18:53:40Z",
    "updatedDate": "2020-09-23T18:53:40Z"
  }]
}
],
"hasMore": true,
"resultsPerPage": 2,
"resultsStartOffset": 2,
"resultsCount": 2,
"links": [
  {
    "rel": "self",
    "href": "https://t-
mp.enexgroup.gr/amp/rrm/getSubmissionsInfo/?serviceType=BLTRL&resultsPerPage=2&resultStartOffset=2"
  },
  {
    "rel": "first",
    "href": "https://t-
mp.enexgroup.gr/amp/rrm/getSubmissionsInfo/?serviceType=BLTRL&resultsPerPage=2"
  },
  {
    "rel": "next",
    "href": "https://t-
mp.enexgroup.gr/amp/rrm/getSubmissionsInfo/?serviceType=BLTRL&resultsPerPage=2&resultStartOffset=4"
  }
]

```

```
]
}
```

5.5.6 The getReport method

This method is invoked to retrieve the xml report send to ARIS on behalf of the service subscriber. This method can be used for all RRM services (Bilateral, FOMP or HEnEx Markets).

- URI: amp/rrm/getReport /
- Method: GET
- Authentication: Basic
- Header: Content-Type: application/json
- Parameters:
 - reportId: The file ID of the requested report.

Example 1 - Request:

```
curl -k -i -u 'user@domain.gr:password' -X GET -H 'Content-Type: application/json' 'https://t-mp.enexgroup.gr/amp/rrm/getReport/?reportId=1278'
```

Example 1 - Response (below, In favor of example readability, large part of the returned xml is omitted, actually replaced by the 3 dots [...]) :

```
HTTP/1.1 200 OK
Date: Thu, 10 Nov 2022 13:40:06 GMT
Server: Apache
Cache-Control: no-cache
Pragma: no-cache
ETag:
"AnARvU933ffj6K+I6uCRcyq+hnpJD2Bw0JhYjpa8MAbrlHdP8EY8Rr5K3QgU7wY22SRjyFrTfKD6PwA5UQlqmg=="
Transfer-Encoding: chunked
Content-Type: text/html;charset=UTF-8

{
  "reportId": 1278,
  "reportXML": "<?xml version='1.0' encoding='UTF-8'?><REMITTable1
xmlns:xsd='http://www.w3.org/2001/XMLSchema' xmlns:xsi='&quot;http://www.w3.org/2001/XMLSchema-
instance' xmlns='http://www.acer.europa.eu/REMIT/REMITTable1_V2.xsd'> <reportingEntityID>
<ace>B0015217D.GR</ace> </reportingEntityID> <contractList...</REMITTable1>",
  "reportName": "20200721_REMITTable1_V1_B0000118K.GR_2.xml",
  "feedbackName": "feedback_for1278.xml",
  "createdDate": "2020/07/21 09:01:28",
  "lastUpdatedDate": "2022/11/10 12:57:54",
  "reportStatus": "ACPT",
  "serviceType": "FOMP",
  "version": "v2"
}
```

5.5.7 The getFeedback method

This method is invoked to retrieve the xml feedback received from ARIS on behalf of the service subscriber. This method can be used for all RRM services (Bilateral, FOMP or HEnEx Markets).

- URI: amp/rrm/getFeedback /
- Method: GET
- Authentication: Basic
- Header: Content-Type: application/json
- Parameters:
 - reportId: The file ID to which the requested feedback corresponds to.

Example 1 - Request:

```
curl -k -i -u 'user@domain.gr:password' -X GET -H 'Content-Type: application/json' 'https://t-mp.enxgroup.gr/amp/rrm/getFeedback/?reportId=1278'
```

Example 1 - Response (below, In favor of example readability, large part of the returned xml is omitted, actually replaced by the 3 dots [...]) :

```
HTTP/1.1 200 OK
Date: Thu, 10 Nov 2022 13:50:24 GMT
Server: Apache
Cache-Control: no-cache
Pragma: no-cache
ETag:
"krYIIFhA4IMcbMN3QUW+1XUKBp0f9kE0U6vLctnusTTgeEaB8tz9uEs7leFdBJAX0eyeDc1Yg1EB7TE9eG
vexQ=="
Transfer-Encoding: chunked
Content-Type: text/html;charset=UTF-8

{
  "reportId": 1278,
  "feedbackXML": " <?xml version="1.0" encoding="UTF-8" standalone='yes'?>
<REMITReceipt xmlns="http://www.acer.europa.eu/REMIT/REMITReceiptSchema_V1.xsd">
  <receiptTimestamp>...
</REMITReceipt>",
  "reportName": "20200721_REMITTable1_V1_B0000118K.GR_2.xml",
  "feedbackName": "feedback_for1278.xml",
  "createdDate": "2020/07/21 09:01:28",
  "lastUpdatedDate": "2022/11/10 12:57:54",
  "reportStatus": "ACPT",
  "serviceType": "FOMP",
  "version": "v2"
}
```

5.5.8 The getReportsInfo method

This method is invoked to retrieve various information regarding one or more reports.

- URI: amp/rrm/getReportsInfo /

-
- Method: GET
 - Authentication: Basic
 - Header: Content-Type: application/json
 - Parameters: The following parameters, which are optional, can be used in order to limit the result sets.
 1. **reportId**: the file Id of the requested report.
 2. **createdDateFrom**: returns information for all reports where the created Date is greater or equal to the given value. Date format: YYYYMMDD.
 3. **createdDateTo**: returns information for all reports where the created Date is less or equal to the given value. Date format: YYYYMMDD.
 4. **lastUpdatedDateFrom**: returns information for all reports where the last updated Date is greater or equal to the given value. Date format: YYYYMMDD.
 5. **lastUpdatedDateTo**: returns information for all reports where the last updated Date is less or equal to the given value. Date format: YYYYMMDD.
 6. **referenceDateFrom**: returns information for all reports where the reference Date is greater or equal to the given value. Date format: YYYYMMDD. Note that for each RRM service corresponds a certain specific reference Date Type as shown in the list below:
 - For the DAM, LIDAs and CRIDAs services, the Reference Date Type is *Delivery day*.
 - For the DERV, NAGS and XBID services, the Reference Date Type is *Trading day*.
 - For the FOMP and BLTRL (Bilateral) services, the Reference Date Type cannot be defined, since it is the subscriber's responsibility how the report shall be created. Therefore, if the referenceDateFrom parameter is used, it is implied that FOMP and BLTRL reports will be excluded from the result list.
 7. **referenceDateTo**: returns information for all reports, where the reference Date is less or equal to the given value. Date format: YYYYMMDD. Note that for each RRM service corresponds a certain specific reference Date Type as shown in the list below:
 - For the DAM, LIDAs and CRIDAs services, the Reference Date Type is *Delivery day*.
 - For the DERV, NAGS and XBID services, the Reference Date Type is *Trading day*.
 - For the FOMP and BLTRL (Bilateral) services, the Reference Date Type cannot be set, since it is the subscriber's responsibility how the report shall be created. Therefore, if the referenceDateTo parameter is used, it is implied that FOMP and BLTRL reports will be excluded from the result list.
 8. **serviceType**: returns information for all reports, where service is equal to the given value.
 - List of values: DAM, LIDA_1, LIDA_2, LIDA_3, CRIDA_1, CRIDA_2, CRIDA_3, DERV, NGAS, XBID, FOMP, BLTRL.
 9. **reportStatus**: returns information for all reports where status is equal to the given value.
 - List of values: See Report Status allowed values at APPENDIX I.
 10. **resultsPerPage**: see section Results Pagination
 11. **resultStartOffset**: see section Results Pagination

Example 1 - Request:

```
curl -k -i -u 'user@domain.gr:password' -X GET -H 'Content-Type: application/json' 'https://t-mp.enexgroup.gr/amp/rrm/getReportsInfo/?serviceType=BLTRL'
```

Example 1 - Response:

```
HTTP/1.1 200 OK
Date: Thu, 10 Nov 2022 15:00:06 GMT
Server: Apache
Cache-Control: no-cache
Pragma: no-cache
ETag:
"eGinf1Olma3aXkRVlfq0g1JxNB6B6eUHnL9x3wx2p65OOPvEbdk1Q9H0VMNUZzxee7Snwqqmo27cq4/67Rddg=
="
Transfer-Encoding: chunked
Content-Type: text/html;charset=UTF-8

{
  "reports": [
    {
      "reportId": 1348,
      "reportName": "20200826_REMITTable1_V1_B0000118K.GR_3.xml",
      "reportURL": "https://t-mp.enexgroup.gr/amp/rrm/getReport/?reportId=1348",
      "reportStatus": "NEWT",
      "createdDate": "20200827160327",
      "updatedDate": "20200827160327",
      "referenceDate": "Not Applicable",
      "referenceDateType": "Not Applicable",
      "submissionUser": "tasy3@enexgroup.gr",
      "submissionStatus": "RCVD",
      "submissionURL": "https://t-mp.enexgroup.gr/amp/rrm/getSubmission/?submissionId=24364",
      "FirmAcerCode": "BBBBBBBBB.AA",
      "serviceType": "BLTRL",
      "tableName": "T1"
    },
    {
      "reportId": 1426,
      "reportName": "20200918_REMITTable1_V2_B0015217D.GR_1.xml",
      "reportURL": "https://t-mp.enexgroup.gr/amp/rrm/getReport/?reportId=1426",
      "reportStatus": "NEWT",
      "createdDate": "20200918092850",
      "updatedDate": "20200918092850",
      "referenceDate": "Not Applicable",
      "referenceDateType": "Not Applicable",
      "submissionUser": "TASY2@ATHEXGROUP.GR",
      "submissionStatus": "RCVD",
      "submissionURL": "https://t-mp.enexgroup.gr/amp/rrm/getSubmission/?submissionId=24450",
      "FirmAcerCode": "BBBBBBBBB.AA",
      "serviceType": "BLTRL",
      "tableName": "T1",
      "version": "v2"
    }
  ]
}
```

```
},
{
  "reportId": 1427,
  "reportName": "20200918_REMITTable1_V2_B0015217D.GR_2.xml",
  "reportURL": "https://t-mp.enexgroup.gr/amp/rrm/getReport/?reportId=1427",
  "reportStatus": "NEWT",
  "createdDate": "20200918131444",
  "updatedAt": "20200918131444",
  "referenceDate": "Not Applicable",
  "referenceDateType": "Not Applicable",
  "submissionUser": "TASY2@ATHEXGROUP.GR",
  "submissionStatus": "RCVD",
  "submissionURL": "https://t-mp.enexgroup.gr/amp/rrm/getSubmission/?submissionId=24453",
  "FirmAcerCode": "BBBBBBBBB.AA",
  "serviceType": "BLTRL",
  "tableName": "T1",
  "version": "v2"
},
{
  "reportId": 1428,
  "reportName": "20200918_REMITTable1_V2_B0015217D.GR_1.xml",
  "reportURL": "https://t-mp.enexgroup.gr/amp/rrm/getReport/?reportId=1428",
  "reportStatus": "NEWT",
  "createdDate": "20200918134828",
  "updatedAt": "20200918134828",
  "referenceDate": "Not Applicable",
  "referenceDateType": "Not Applicable",
  "submissionUser": "TASY2@ATHEXGROUP.GR",
  "submissionStatus": "RCVD",
  "submissionURL": "https://t-mp.enexgroup.gr/amp/rrm/getSubmission/?submissionId=24454",
  "FirmAcerCode": "BBBBBBBBB.AA",
  "serviceType": "BLTRL",
  "tableName": "T2"
},
{
  "reportId": 1429,
  "reportName": "20200918_REMITTable1_V2_B0015217D.GR_3.xml",
  "reportURL": "https://t-mp.enexgroup.gr/amp/rrm/getReport/?reportId=1429",
  "reportStatus": "NEWT",
  "createdDate": "20200918134856",
  "updatedAt": "20200918134856",
  "referenceDate": "Not Applicable",
  "referenceDateType": "Not Applicable",
  "submissionUser": "TASY2@ATHEXGROUP.GR",
  "submissionStatus": "RCVD",
  "submissionURL": "https://t-mp.enexgroup.gr/amp/rrm/getSubmission/?submissionId=24455",
  "FirmAcerCode": "BBBBBBBBB.AA",
  "serviceType": "BLTRL",
  "tableName": "T1",
  "version": "v2"
},
}
```

```

{
  "reportId": 1430,
  "reportName": "20200918_REMITTable1_V2_B0015217D.GR_2.xml",
  "reportURL": "https://t-mp.enexgroup.gr/amp/rrm/getReport/?reportId=1430",
  "reportStatus": "NEWT",
  "createdDate": "20200918150037",
  "updatedDate": "20200918150037",
  "referenceDate": "Not Applicable",
  "referenceDateType": "Not Applicable",
  "submissionUser": "tasy3@enexgroup.gr",
  "submissionStatus": "RCVD",
  "submissionURL": "https://t-mp.enexgroup.gr/amp/rrm/getSubmission/?submissionId=24456",
  "FirmAcerCode": "BBBBBBBBB.AA",
  "serviceType": "BLTRL",
  "tableName": "T2"
}
],
"hasMore": false,
"resultsPerPage": 25,
"resultsStartOffset": 0,
"resultsCount": 6,
"links": [
  {
    "rel": "self",
    "href": "https://t-mp.enexgroup.gr/amp/rrm/getReportsInfo/?serviceType=BLTRL"
  },
  {
    "rel": "first",
    "href": "https://t-mp.enexgroup.gr/amp/rrm/getReportsInfo/?serviceType=BLTRL"
  }
]
}

```

5.5.9 Results pagination

As mentioned before, the REST methods do not return the full set of results at once; instead, they return “pages” of results. Each page has an offset, which is the number of results before the first result in this page. The offset of the first page is thus zero.

Pagination works by producing pages of identical size. Thus, Pagination in `getSubmissionsInfo` and `getReportsInfo` is controlled by two parameters:

- **resultsPerPage=number**: this parameter defines the number of results per page
- **resultsStartOffset=number**: this parameter indicates the starting offset (as defined above)

There is an implementation upper limit to `resultsPerPage`, so that no excessive stress is placed on the MP infrastructure by abusive values of this parameter.

At the end of each reply, a **hasMore** flag, along with the pagination parameters are provided, including links for the same page, the first page, and for the next page (if a next page exists). For example:

Pagination example:

```

...
    "hasMore": true,
    "resultsPerPage": 2,
    "resultsStartOffset": 2,
    "resultsCount": 2,
    "links": [
      {
        "rel": "self",
        "href": "https://t-
mp.enxgroup.gr/amp/rrm/getSubmissionsInfo/?serviceType=BLTRL&resultsPerPage=2&resultStartOffset=2"
      },
      {
        "rel": "first",
        "href": "https://t-
mp.enxgroup.gr/amp/rrm/getSubmissionsInfo/?serviceType=BLTRL&resultsPerPage=2"
      },
      {
        "rel": "next",
        "href": "https://t-
mp.enxgroup.gr/amp/rrm/getSubmissionsInfo/?serviceType=BLTRL&resultsPerPage=2&resultStartOffset=4"
      }
    ]
  }
}

```

APPENDIX I - Report file status

In order for users to be able to monitor the process in each service, each report file has its own Report Status. The Report Status describes the current condition of the report and indicates which actions took place. Specifically:

Report Status	Description
NEWT	A NEW report file was created. A report can be created either as a result of <ol style="list-style-type: none"> 1. an internal process (Services A1, A2, A3, A4 for HEnEx Electricity SPOT Markets, services A5, A6 for the Derivative Market, services A7, A8 for Natural Gas Market) 2. an external process (cases of Bilateral and FOMP Sub-services where Market Participants submit their own reports to the system [B,C services]).
CMPT	The lifecycle of the report is considered Completed. This status occurs only if according to the subservice, the report file is NOT to be sent to ACER (Services A1, A3, A5, A7). This is a Final Status.
DSNT	The DSNT (Destination Sent) indicates that the report was sent to ACER.
FRCV	The FRCV (Feedback Received) indicates that ACER has provided a Feedback for the report. This Feedback file has been successfully received by RRM@ENEX. This status corresponds only to services A2, A4, A6, A8, B, C where RRM@ENEX reports on behalf of the Market Participant.

ACPT	<p>Feedback file for this report has been parsed and analyzed. The result of this analysis is that all entries of the report were accepted by ACER. This is a Final Status.</p> <p>This status corresponds only to services A2, A4, A6, A8, B, C where RRM@ENEX reports on behalf of the Market Participant.</p>
RJCT	<p>Feedback file for this report has been parsed and analyzed. In this case the result of this analysis is that either the whole report file has been rejected (e.g. due to xml-format errors) or every single entry has been rejected due to content errors. In both cases, all entries of the report have been rejected by ACER. This is a Final Status.</p> <p>This status corresponds only to services A2, A4, A6, A8, B, C where RRM@ENEX reports on behalf of the Market Participant.</p>
PART	<p>Feedback file for this report has been parsed and analyzed. The result of this analysis is that some entries of the report have been accepted by ACER, while others have been rejected. Thus the file is considered Partially Accepted. This is a Final Status.</p> <p>This status corresponds only to services A2, A4, A6, A8, B, C where RRM@ENEX reports on behalf of the Market Participant.</p>
HOLD	<p>This report status indicates that this report file, is not yet send to ARIS, and will be not sent to ARIS automatically. For some technical or other reason (e.g.: communication with ARIS is not available due to ARIS infrastructure maintenance operations) this case will bed by the RRM@ENEX operators.</p>
OBSL	<p>This is report is considered Obsolete and therefore will not be sent to ARIS. This is a rare case where a report was generated by the RRM@ENEX application but for some reason was not considered valid to be sent to ACER, thus it is marked as Obsolete in order be permanently stored to the RRM@ENEX application. Note that although it is invalid the application does not delete any of the created report for consistency and integrity purposes.</p>

Each report is consisted of entries, which can be either orders, trades or contracts according to ACER specifications.