# IDA '1' Market Outlook

## 17.07.2026 IDA '1' Market - Sell

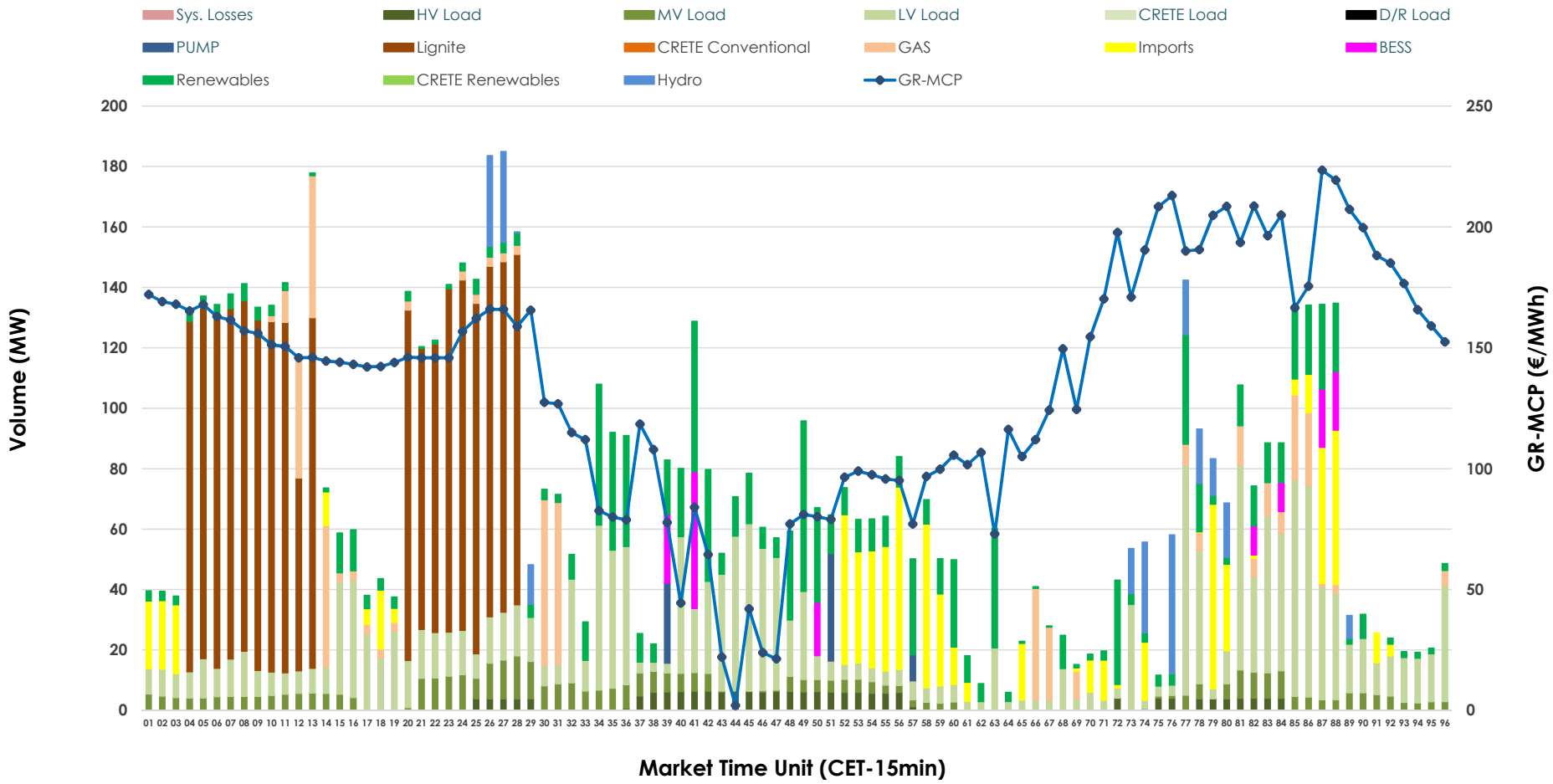

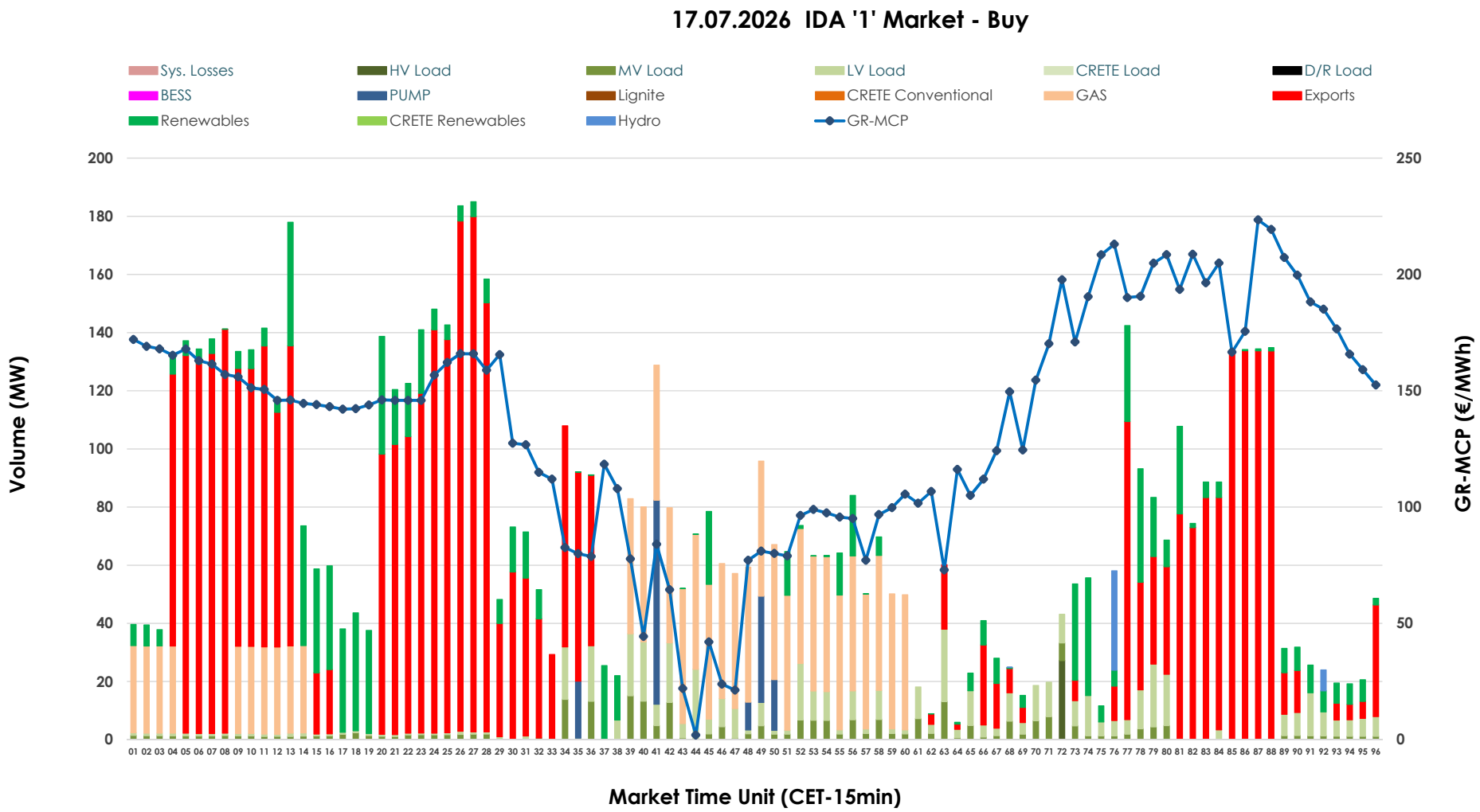
17.07.2026 IDA '1' Market - Buy
Sys. Losses
HV Load
MV Load
LV Load
CRETE Load
D/R Load
BESS
PUMP
Lignite
CRETE Conventional
GAS
Exports
Renewables
CRETE Renewables
Hydro
GR-MCP
Volume (MW)
GR-MCP (€/MWh)
Market Time Unit (CET-15min)

## GR Bidding Zone Weekly Figures

| Delivery Day | 11.07 | 12.07 | 13.07 | 14.07 | 15.07 | 16.07 | 17.07 |
|---|---|---|---|---|---|---|---|
| | -16% | -19% | 37% | 10% | 15% | | |
| Avg.MCP (€/MWh) | 97.87 | 78.88 | 108.18 | 118.79 | 136.51 | N/M | 136.85 |
| Max.MCP (€/MWh) | 170.87 | 146.20 | 171.01 | 196.78 | 252.60 | N/M | 223.46 |
| Min.MCP (€/MWh) | -4.76 | -5.02 | 12.93 | 13.03 | 0.02 | N/M | 2.01 |
| | 99% | 41% | 10% | -65% | 93% | | |
| Tot.Vol(GWh) | 5.28 | 7.47 | 8.19 | 2.86 | 5.51 | N/M | 3.65 |

## Trades by Order Type

| Delivery Day | | 11.07 | 12.07 | 13.07 | 14.07 | 15.07 | 16.07 | 17.07 | |
|---|---|---|---|---|---|---|---|---|---|
| Ord Price Type | | Sell & Buy Trades in (GWh) per Price Type | | | | | | | (%) |
| PPT | (S) | 0.000 | 0.000 | 0.000 | 0.000 | 0.000 | | 0.000 | 0.00% |
| HBD | (S) | 1.726 | 3.199 | 3.810 | 1.165 | 2.712 | | 1.645 | 90.11% |
| BLK | (S) | 0.000 | 0.000 | 0.000 | 0.000 | 0.000 | | 0.000 | 0.00% |
| CPL | (S) | 0.915 | 0.534 | 0.285 | 0.265 | 0.045 | | 0.181 | 9.89% |
| PPT | (B) | 0.000 | 0.000 | 0.000 | 0.000 | 0.000 | | 0.000 | 0.00% |
| HBD | (B) | 1.853 | 1.386 | 2.594 | 0.822 | 1.142 | | 0.824 | 45.14% |
| BLK | (B) | 0.000 | 0.000 | 0.000 | 0.000 | 0.000 | | 0.000 | 0.00% |
| CPL | (B) | 0.788 | 2.348 | 1.501 | 0.609 | 1.615 | | 1.002 | 54.86% |
| | | Sell & Buy Orders Traded per Price Type | | | | | | | (%) |
| PPT | (S) | 0 | 0 | 0 | 0 | 0 | | 0 | 0.00% |
| HBD | (S) | 142 | 187 | 246 | 336 | 520 | | 587 | 100.00% |
| BLK | (S) | 0 | 0 | 0 | 0 | 0 | | 0 | 0.00% |
| PPT | (B) | 0 | 0 | 0 | 0 | 0 | | 0 | 0.00% |
| HBD | (B) | 491 | 367 | 633 | 397 | 510 | | 503 | 100.00% |
| BLK | (B) | 0 | 0 | 0 | 0 | 0 | | 0 | 0.00% |

| | |
|---|---|
| MCP | Market Clearing Price (€/MWh) |
| PPT | Priority Price-Taking |
| HBD | Hybrid |
| BLK | Block |
| CPL | Market Coupling Flow |

## Trade's Volume Mix
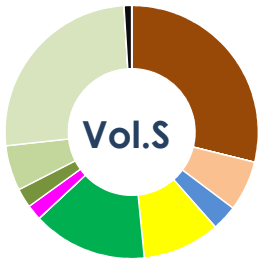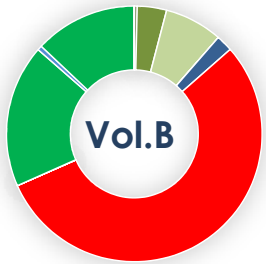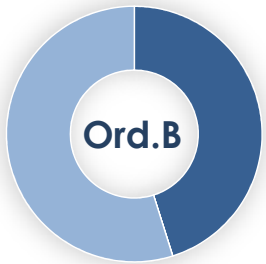
| | | Sell - MWh | Buy - MWh | |
|---|---|---|---|---|
| Lignite | (28.8%) | 526 | 0 | (0.0%) |
| Crete Conv. | (0.0%) | 0 | 0 | (0.0%) |
| Gas | (6.4%) | 117 | 330 | (18.1%) |
| Hydro | (3.3%) | 60 | 10 | (0.6%) |
| Imports | (9.9%) | 181 | | |
| RES | (14.7%) | 268 | 237 | (13.0%) |
| Crete RES | (0.0%) | 0 | 0 | (0.0%) |
| BESS | (2.0%) | 36 | 0 | (0.0%) |
| HV Load | (2.5%) | 45 | 7 | (0.4%) |
| MV Load | (5.8%) | 105 | 68 | (3.7%) |
| LV Load | (25.8%) | 470 | 134 | (7.3%) |
| Crete Load | (0.0%) | 0 | 0 | (0.0%) |
| Pumping | (1.0%) | 18 | 38 | (2.1%) |
| Exports | | | 1,002 | (54.9%) |
| Sys.Losses | (0.0%) | 0 | 0 | (0.0%) |
| D/R Load | (0.0%) | 0 | 0 | (0.0%) |